



# **Hillcrest Weekly Vibration Monitoring Report**

**For Fort Partners**

**07/22/2024 to 07/29/2024**

# Project Narrative

## PROJECT INFORMATION

The project consists of the construction of a 10-level condominium structure. The new development will have a footprint of about 75 by 180 feet, and will rise to a maximum elevation of +158 feet NGVD. A single level basement is also planned for the development, with an anticipated finished floor elevation of 14'-2" feet NGVD. The underground parking garage will have approximate measurements of 246 feet in the east-west direction, and up to 94 feet in the north-south direction. The footprint of the garage structure is anticipated to be roughly 22,000 square feet. The new structure will be constructed about 20 feet south of the northern boundary of the site. The southern portion of the undeveloped land will include a lap pool, while the northwest portion will provide access to underground parking.

## REMOTE VIBRATION MONITORS

A total of fourteen (14) vibration monitors have been installed at this time. The units run continuously for a 24-hour period, with the exception of a short period of time to allow for the devices to download the data collected during the day. The location and identification of each device is presented in the table below and shown graphically on the map. A graph will be displayed for each monitor showing the data point collected during the specified time period. This report will display the historical data and data collected from the week of this report.

The vibration monitors were installed on the dates as listed in the table below:

Installation Date	Location/Name of Vibration Monitor	Serial Number of Vibration Monitor
11/21/2022	9201 Collins	UM17294
	9225 Collins	UM16748
1/31/2023	9111 Collins	UM17094
	9141 Harding	UM16715
2/13/2023	9124 Collins	UM17719
	9140 Collins	UM16754 (Swapped to UM8643 on 4/19/2023)
	9156 Collins	UM17715
	9170 Collins	UM13183
2/21/2023	SE Site	UM17710
	SW Site	UM6841
	NE Site	UM11936
	NW Site	UM16712
	Center Site (relocated on 3/16/2023)	UM8401
3/16/2023	9200 Collins	UM8401
11/1/2023	9124 Collins VM2	UM13547

12/20/2023	SW Site VM (Replaced due to damage)	UM13178
6/13/2024	9140 Collins VM (Replaced)	UM6888
7/9/2024	9111 Collins VM (Replaced)	UM6598

### REVIEW OF VIBRATION MONITORING DATA

The following definitions identify the wording that will be used in the report to describe the vibration readings:

- Longitudinal: a vibration measurement in the axis in line with the vibration source (back and forth).
- Transverse: a vibration measurement in the axis perpendicular to the vibration source (side to side).
- Vertical: a vibration measurement in the vertical axis (up and down).
- Peak Particle Velocity (PPV): movement within the ground of molecular particles. This is not related to surface movement.

### THRESHOLD EXCEEDANCES

A vibration level threshold limit of 0.50 in/sec is being used for the project, with trigger alerts set at 0.30 in/sec, or 60 percent of the established threshold level. Listed below are the instances when the seismographs have exceeded the established threshold limit of 0.50 in/sec.:

Date	Vibration Monitor (VM) Name/Location	Peak Particle Velocity (in./sec.)
3/2/2023 8:14	Center Site VM	0.8757 <sup>1</sup>
3/6/2023 8:53	SE Site VM	0.6827 <sup>2</sup>
3/7/2023 8:59	SE Site VM	1.218 <sup>3</sup>
3/7/2023 9:07		0.6209
3/7/2023 9:20		0.5797
3/7/2023 9:28		0.7829
3/7/2023 15:24	NW Site VM	1.4162 <sup>4</sup>
3/7/2023 15:42	SE Site VM	2.7419 <sup>5</sup>
3/14/2023 9:59	Center Site VM	0.6523 <sup>6</sup>
3/16/2023 13:39	SE Site VM	7.0986 <sup>7</sup>
3/24/2023 8:14	SW Site VM	0.7522 <sup>8</sup>
3/27/2023 9:47	SE Site VM	1.6223 <sup>9</sup>
3/29/2023 12:10	SE Site VM	10.003 <sup>10</sup>
4/3/2023 12:27	NW Site VM	1.5224 <sup>11</sup>
4/3/2023 12:29		1.1962 <sup>11</sup>
4/3/2023 12:30		1.5081 <sup>11</sup>
4/5/2023 14:42	NW Site VM	0.5129 <sup>12</sup>
4/11/2023 21:41		0.5058 <sup>13</sup>

4/12/2023 11:27	9140 Collins VM	0.7416 <sup>13</sup>	
4/12/2023 21:04		0.66 <sup>13</sup>	
4/13/2023 10:24		0.7693 <sup>13</sup>	
4/14/2023 22:21		1.272 <sup>13</sup>	
4/14/2023 22:22		1.9115 <sup>13</sup>	
4/14/2023 22:23		2.0639 <sup>13</sup>	
4/14/2023 22:25		1.8501 <sup>13</sup>	
4/14/2023 22:29		1.2096 <sup>13</sup>	
4/15/2023 00:44		2.0341 <sup>13</sup>	
4/15/2023 00:46		0.782 <sup>13</sup>	
4/15/2023 10:21		1.4938 <sup>13</sup>	
4/15/2023 12:36		0.9896 <sup>13</sup>	
4/15/2023 20:20		0.6644 <sup>13</sup>	
4/15/2023 21:46		0.9207 <sup>13</sup>	
4/15/2023 21:47	9140 Collins VM	0.6715 <sup>13</sup>	
4/15/2023 22:58		0.7233 <sup>13</sup>	
4/16/2023 9:38		0.642 <sup>13</sup>	
4/17/2023 11:42		0.8754 <sup>13</sup>	
4/18/2023 3:29		0.8186 <sup>13</sup>	
4/18/2023 5:41		0.9508 <sup>13</sup>	
4/18/2023 17:00		0.5877 <sup>13</sup>	
4/18/2023 17:53		1.0675 <sup>13</sup>	
4/19/2023 7:27		0.8139 <sup>13</sup>	
4/19/2023 7:28		0.5334 <sup>13</sup>	
4/19/2023 8:53		0.5759 <sup>13</sup>	
4/28/2023 10:00		NW Site VM	0.58 <sup>14</sup>
5/19/2023 14:11		SE Site VM	0.71 <sup>15</sup>
5/23/2023 8:57		SE Site VM	9.5888 <sup>16</sup>
5/24/2023 12:13		SE Site VM	1.2217 <sup>17</sup>
5/25/2023 9:12		NW Site VM	1.1537 <sup>18</sup>
6/14/2023 13:36	SW Site VM	0.5362 <sup>19</sup>	
7/19/2023 12:26	9141 Harding VM	10.0003 <sup>20</sup>	
8/11/2023 12:31	SW Site VM	0.5461 <sup>21</sup>	
8/15/2023 9:48	SW Site VM	2.8039 <sup>22</sup>	
8/16/2023 11:01	NW Site	0.5914 <sup>23</sup>	
8/16/2023 11:37		1.1292 <sup>23</sup>	
8/16/2023 13:12		1.2487 <sup>23</sup>	
8/17/2023 12:05	SW Site VM	0.5396 <sup>24</sup>	
8/18/2023 11:17	NW Site VM	1.4271 <sup>25</sup>	
8/24/2023 12:26	SW Site VM	1.7185 <sup>26</sup>	
8/24/2023 12:27		3.0727 <sup>26</sup>	
8/25/2023 12:05	SW Site VM	0.6262 <sup>27</sup>	
8/25/2023 12:46	NW Site VM	0.6687 <sup>28</sup>	
8/28/2023 15:21	NW Site VM	0.6653 <sup>29</sup>	
9/15/2023 14:59	SW Site VM	0.8319 <sup>30</sup>	

11/1/2023 10:17	NW Site VM	0.7097 <sup>31</sup>
11/6/2023 10:32, 10:36	NW Site VM	0.5725 <sup>32</sup> 0.6315 <sup>32</sup>
11/6/2023 11:46	SW Site VM	8.3144 <sup>33</sup>
11/21/2023 14:46	SW Site VM	0.7128 <sup>34</sup>
11/27/2023 12:39	NW Site VM	6.6598 <sup>35</sup>
12/11/2023 14:03	9200 Collins VM	0.7125 <sup>36</sup>
12/19/2023 8:41	SW Site VM	0.7066 <sup>37</sup>
12/20/2023 12:56	NW Site VM	0.8316 <sup>38</sup>
1/5/2024 14:05	9200 Collins VM	10.0003 <sup>39</sup>
1/19/2024 6:18	9225 Collins VM	0.5849 <sup>40</sup>
1/19/2024 14:04	SW Site VM	0.5576 <sup>41</sup>
1/22/2024 8:29	SW Site VM	0.8751 <sup>42</sup>
1/22/2024 11:45	9124 Collins VM2	10.0003 <sup>43</sup>
2/9/2024 14:46	SW Site VM	0.8338 <sup>44</sup>
2/12/2024 13:44	SW Site VM	0.615 <sup>45</sup>
2/13/2024 8:48	NW Site VM	2.273 <sup>46</sup>
2/16/2024 8:42 2/16/2024 12:52	NW Site VM	0.6116 <sup>47</sup> 0.7184 <sup>47</sup>
2/20/2024 13:56	NW Site VM	1.3858 <sup>48</sup>
2/27/2024 10:36	NW Site VM	0.827 <sup>49</sup>
2/28/2024 10:15 2/28/2024 11:47	NW Site VM	1.3719 <sup>50</sup> 0.6687 <sup>50</sup>
3/6/2024 12:30 3/6/2024 12:31 3/6/2024 12:32	SW Site VM	3.1028 <sup>51</sup> 1.1007 <sup>51</sup> 1.1379 <sup>51</sup>
3/8/2024 12:10 3/8/2024 12:32	SW Site VM	8.5322 <sup>52</sup> 0.589 <sup>52</sup>
3/11/2024 12:57 3/11/2024 13:19 3/11/2024 14:41 3/11/2024 14:48	SW Site VM	1.227 <sup>53</sup> 1.1916 <sup>53</sup> 5.8952 <sup>53</sup> 0.6259 <sup>53</sup>
3/12/2024 11:34	SW Site VM	5.256 <sup>54</sup>
3/13/2024 8:32 3/13/2024 8:37 3/13/2024 10:42 3/13/2024 10:43	SW Site VM	1.0218 <sup>55</sup> 0.6324 <sup>55</sup> 1.2881 <sup>55</sup> 3.3464 <sup>55</sup>
3/15/2024 8:14 3/15/2024 8:18	NE Site VM	2.3422 <sup>56</sup> 1.9587 <sup>56</sup>
3/18/2024 8:14	NE Site VM	1.9435 <sup>57</sup>
3/20/2024 8:55	NE Site VM	2.5181 <sup>58</sup>
4/3/2024 11:44	9124 Collins VM	1.1578 <sup>59</sup>

4/26/2024 14:43	NE Site VM	5.0276 <sup>60</sup>
4/29/2024 9:31 4/29/2024 9:32 4/29/2024 9:33 4/29/2024 9:45	9140 Collins VM	1.1441 <sup>61</sup> 1.0873 <sup>61</sup> 0.8397 <sup>61</sup> 1.1441 <sup>61</sup>
5/6/2024 13:01 5/7/2024 13:03	SE Site VM	1.3501 <sup>62</sup> 0.6746 <sup>62</sup>
5/23/2024 8:13 5/23/2024 8:38 5/24/2024 10:36	SW Site VM	3.414 <sup>63</sup> 1.4792 <sup>63</sup> 2.2041 <sup>63</sup>
6/6/2024 14:58	SW Site VM	1.5357 <sup>64</sup>
6/11/2024 20:28 through 6/12/2024 9:59	9140 Collins VM	Periodic exceedances ranging from 0.5055 – 0.7013 <sup>65</sup>
6/13/2024 16:33	9140 Collins VM	0.948 <sup>66</sup>
6/14/2024 11:52	9140 Collins VM	1.0281 <sup>67</sup>
6/18/2024 13:19	NE Site VM	0.62 <sup>68</sup>
6/20/2024 11:15	NW Site VM	1.0194 <sup>69</sup>
7/1/2024 2:06 through 7/9/2024 14:20	9111 Collins VM	Periodic exceedances ranging from 0.5058 – 6.7697 <sup>70</sup>
7/3/2024 17:46	NW Site VM	0.6516 <sup>71</sup>
7/8/2024 17:46	NW Site VM	0.9474 <sup>72</sup>

Notes:

<sup>1</sup> Digging with backhoe near geophone.

<sup>2</sup> Movement of debris on-site with excavator near geophone.

<sup>3</sup> Demolition of the sea wall near geophone.

<sup>4</sup> Demolition of asphalt with excavator near geophone.

<sup>5</sup> Digging and moving materials with backhoe near geophone.

<sup>6</sup> Excavator moving construction debris near monitor.

<sup>7</sup> Monitor inadvertently bumped during inspection of the VM equipment.

<sup>8</sup> Excavator moving in close proximity to VM equipment.

<sup>9</sup> Unit was bumped into during excavation activity. No damage was caused but resulted in a disturbance of the readings at this time.

<sup>10</sup> VM system was relocated by a subcontractor on-site while the unit was monitoring.

<sup>11</sup> Excavation activity in the vicinity of the vibration monitoring unit.

<sup>12</sup> Excavation activity in the vicinity of the vibration monitoring unit.

<sup>13</sup> Readings from the VM equipment began showing exceedances only in the transverse axis starting on 4/11/2023. No exceedances occurred on any other units, including the systems onsite. Many of these occurrences occurred after/before working hours on-site. A physical inspection of the system was performed on 4/12/2023, with no obvious signs of physical disturbance or damage to the equipment. Due to the continued exceedances, a new system was installed on 4/19/2023.

<sup>14</sup> Exceedance was due to installation of a monitoring point by the survey contractor near the system.

<sup>15</sup> Exceedance was due to container and track hoe disturbing the vibration monitoring unit.

- <sup>16</sup> Exceedance was due to the system being relocated by the contractor while the unit was still operating.
- <sup>17</sup> Exceedance was due to the re-installation of the system in a new position identified by the client.
- <sup>18</sup> Exceedance was due to underpinning activity in close proximity to the VM system.
- <sup>19</sup> Exceedance was due to heavy equipment being moved in the vicinity of the VM system.
- <sup>20</sup> At the time of this event, loading/unloading activity was taking place with the crane in the drive lane next to the site. None of the other VM systems in the vicinity show similar readings around the time of this event.
- <sup>21</sup> Exceedance was caused by lightning events in the close vicinity of the VM system.
- <sup>22</sup> Exceedance was caused by excavation/demolition nearby the VM system.
- <sup>23</sup> Exceedance was caused by soil mixing operation near the VM system.
- <sup>24</sup> Exceedance was due to service of VM system by technician.
- <sup>25</sup> Exceedance was caused by excavation activity for soil mixing.
- <sup>26</sup> Exceedances were caused by foot traffic of personnel in close vicinity of the VM system.
- <sup>27</sup> Exceedance was caused by foot traffic of personnel in close vicinity of the VM system.
- <sup>28</sup> Exceedance was caused by soil mixing activity.
- <sup>29</sup> Exceedance was caused by soil mixing activity.
- <sup>30</sup> Exceedance was caused by material placement in close vicinity of the VM system.
- <sup>31</sup> Exceedance was caused by a track hoe operating/moving in close proximity to the VM system.
- <sup>32</sup> Exceedance was caused by equipment operating/moving in close proximity to the VM system. Per request by the client, the system was relocated away from this activity to prevent damage to the system. System was tested following re-installation.
- <sup>33</sup> Exceedance was from an inadvertent bump caused during maintenance of the system.
- <sup>34</sup> Exceedance was due to the system being bumped by contractor moving materials.
- <sup>35</sup> Exceedance was caused by placement of material nearby VM unit.
- <sup>36</sup> Exceedance was caused by an adjustment to the VM cabinet.
- <sup>37</sup> Exceedance was caused by physical disturbance of the VM system by personnel on-site. This disturbance also resulted in damage to the equipment by severing the geophone cable. A replacement system was installed on 12/20/2023 and the cabinet was relocated to prevent further disturbance.
- <sup>38</sup> Exceedance was due to pile drilling in the vicinity of the VM system.
- <sup>39</sup> Exceedance was caused by disturbance of the geophone by electrical work on adjacent property. The geophone was fully removed from the ground by the workers. The system was re-established around 1-2 hours following this event.
- <sup>40</sup> Exceedance was from an inadvertent bump caused during maintenance of the system.
- <sup>41</sup> Exceedance caused by unloading of materials nearby the VM system.
- <sup>42</sup> Exceedance caused by movement of materials on-site nearby the VM system.
- <sup>43</sup> Exceedance occurred during relocation of the VM system as requested by the client for modification to the site fencing.
- <sup>44</sup> Exceedance caused by excavator working nearby VM system.
- <sup>45</sup> Exceedance caused by excavator working nearby VM system.
- <sup>46</sup> Exceedance caused by digging of sidewalk near the VM system.
- <sup>47</sup> Exceedance caused by tamping dirt/asphalt near the VM system.
- <sup>48</sup> Exceedance caused by excavator working nearby VM system.
- <sup>49</sup> Exceedance caused by excavator working nearby VM system.
- <sup>50</sup> Exceedance caused by excavator working nearby VM system.

- <sup>51</sup> Exceedance caused by excavator working nearby VM system.
- <sup>52</sup> Exceedance caused by excavator working nearby VM system.
- <sup>53</sup> Exceedance caused by excavator working nearby VM system for waterproofing installation.
- <sup>54</sup> Exceedance caused by excavator working nearby VM system for waterproofing installation.
- <sup>55</sup> Exceedance caused by excavator working nearby VM system for waterproofing installation.
- <sup>56</sup> Exceedance caused by worker stepping on the VM monitor.
- <sup>57</sup> Exceedance caused by worker stepping on the VM monitor.
- <sup>58</sup> Exceedance caused by worker moving material/equipment away from VM systems.
- <sup>59</sup> Exceedance was investigated and appears to be due to outside activities unrelated to the work onsite.
- <sup>60</sup> Exceedance caused by worker setting up equipment nearby VM system.
- <sup>61</sup> Exceedances caused by demolition of the concrete sidewalk adjacent to the unit.
- <sup>62</sup> Exceedances were caused by a worker on-site stepping near the VM system.
- <sup>63</sup> Exceedances were caused by worker stepping on/near the VM monitor.
- <sup>64</sup> Exceedance was due to chipping hammer operating nearby the VM system.
- <sup>65</sup> Exceedances from this system began appearing at times when no site activity was taking place. Due to the repeated exceedance that appeared unrelated to construction activity, the sensor was replaced on 6/13/2024.
- <sup>66</sup> Exceedance was caused during replacement of VM system.
- <sup>67</sup> Exceedance was due to technician making adjustment to VM cabinet.
- <sup>68</sup> Exceedance was due to the removal of the washout container adjacent to the VM unit.
- <sup>69</sup> Exceedance was due to concrete forms being moved in the vicinity of the VM system.
- <sup>70</sup> Exceedances from this system began at 2:06 am on 7/1/2024 when no work was taking place. At the time of the first event the sensor began failing sensor check in the transverse axis. Threshold exceedances were only noted in the transverse axis over the reporting period. Exceedances continued appearing at times when no site activity was taking place, and no other units showed similar exceedances. The exceedances appear to be due to a sensor malfunction and the sensor is scheduled for replacement on 7/9/2024.
- <sup>71</sup> Exceedance was due to materials being placed over the VM sensor by a worker on-site.
- <sup>72</sup> Exceedance was due to materials being placed over/around the VM sensor by a worker on-site.

DATES WHEN VIBRATION DATA WAS NOT RECORDED

Below is a table of dates when readings were not recorded on the vibration monitor, along with the cause of the reason for each occurrence.

Date	Vibration Monitor (VM) Name/Location
3/30/2023 at 12 pm through 4/3/2023 at 9 am	SE Site VM <sup>1</sup>
	9156 VM <sup>2</sup> 9225 VM <sup>2</sup>
7/13/2023 8:45 am through 7/14/2023 3:30 pm	NE Site VM <sup>3</sup>
	9140 VM <sup>4</sup>
7/30/2023 2:00 am through 7/30/2023 11:59 pm	SW Site <sup>5</sup>



8/2/2023 4:34 pm through 8/3/2023 10:12 am	9140 VM <sup>6</sup> 9200 VM <sup>6</sup>
9/4/2023 9:19 pm through 9/6/2023 5:39 pm	SW Site VM <sup>7</sup>
	9156 VM <sup>8</sup>
11/12/2023 6:59 am through 11/13/2023 1:31 pm	SW Site VM <sup>9</sup>
11/24/2023 1:20 pm through 11/29/2023 12:43 pm	9141 Harding VM <sup>10</sup>
12/19/2023 12:59 pm through 12/20/2023 9:41 am	SW Site VM <sup>11</sup>
1/8/2024 11:23am through 1/9/2024 9:16 am	9140 Collins VM <sup>12</sup>
1/19/2024 6:18 am through 1/22/2024 8:26 am	9225 Collins VM <sup>13</sup>
1/28/2024 1:16 am through 1/29/2024 6:25 am	SW Site VM <sup>14</sup>
2/19/2024 4:50 am through 2/20/2024 9:10 am	SE Site VM <sup>15</sup>
3/13/2024 10:44 am through 3/18/2024 10:42 am	SW Site VM <sup>16</sup>
4/4/2024 9:46 am through 4/8/2024 9:28 am	SE Site VM <sup>17</sup>
4/29/2024 9:52 am through 4/29/2024 1:04 pm	9124 Collins VM <sup>18</sup>
6/21/2024 4:10 pm through 6/24/2024 9:07 am	9124 Collins VM2 <sup>19</sup>

<sup>1</sup> This unit was inspected and adjusted following the relocation performed by another contractor on 3/29/2023. Following the adjustment of the unit setup, the unit was tested, but was not returned to active monitoring. This was noted and corrected on 4/3/2023.

<sup>2</sup> Communication issues with units were resolved and data from the systems is included on this week's report. There was no loss in data for these systems.

<sup>3</sup> Unit lost power due to a loose wire causing failure of charging to the battery. The battery was swapped and the wiring issue was corrected.

<sup>4</sup> Unit started showing a failure in communication on 7/20/2023. This system was inspected on 8/2/2023. Unit was in operation and all data was collected from the system. Communications were also tested and improvements were made at this time.

<sup>5</sup> Unit was showing low power at the time of the past report. The battery for the system was replaced on 8/2/2023 and all data since the previous report has been uploaded. There was no data loss from the system.

<sup>6</sup> Following the testing/inspection of these systems on 8/2/2023, the units were not returned to normal operation. This was noted and corrected on 8/3/2023.

<sup>7</sup> Unit lost power on 9/4/2023. The battery for the system was replaced on 9/6/2023 and the system was returned to normal operation.

<sup>8</sup> Communication with to this system was restored on 9/15/2023. The VM system was operating normally, and all monitoring data was collected once communications to the system were restored. Data tables have been updated to include all data from the system.

<sup>9</sup> Unit lost power on 11/12/2023. The battery for the system was replaced on 11/13/2023 and the system was returned to normal operation.

<sup>10</sup> Unit has shown a loss of power and will require a replacement battery to re-establish communication to the system. This work is scheduled to take place on 11/29/2023. At this time any data from the system will be collected and all data from the unit will be included on the following report.

<sup>11</sup> Unit required replacement due to damage resulting from physical movement of materials nearby the VM cabinet. A replacement system was installed on 12/20/2023 and the cabinet was relocated.

<sup>12</sup> The modem to the system was damaged due to insects shorting out the modem. The modem to the system was replaced on 1/9/2024 and the system was restarted.

<sup>13</sup> System did not return to typical operation following maintenance. The system was power cycled on 1/22/2024 and was returned to regular monitoring.

<sup>14</sup> Unit lost power on 1/28/2024. The battery for the system was replaced on 1/29/2024 and the system was returned to normal operation.

<sup>15</sup> Unit lost power on 2/19/2024. The battery for the system was replaced on 2/20/2024 and the system was returned to normal operation.

<sup>16</sup> System stopped recording data on 3/13/2024 and required a manual reset. The system was returned to operation on 3/18/2024.

<sup>17</sup> System stopped recording data 4/4/2024 and required a manual reset. The system was returned to operation on 4/8/2024.

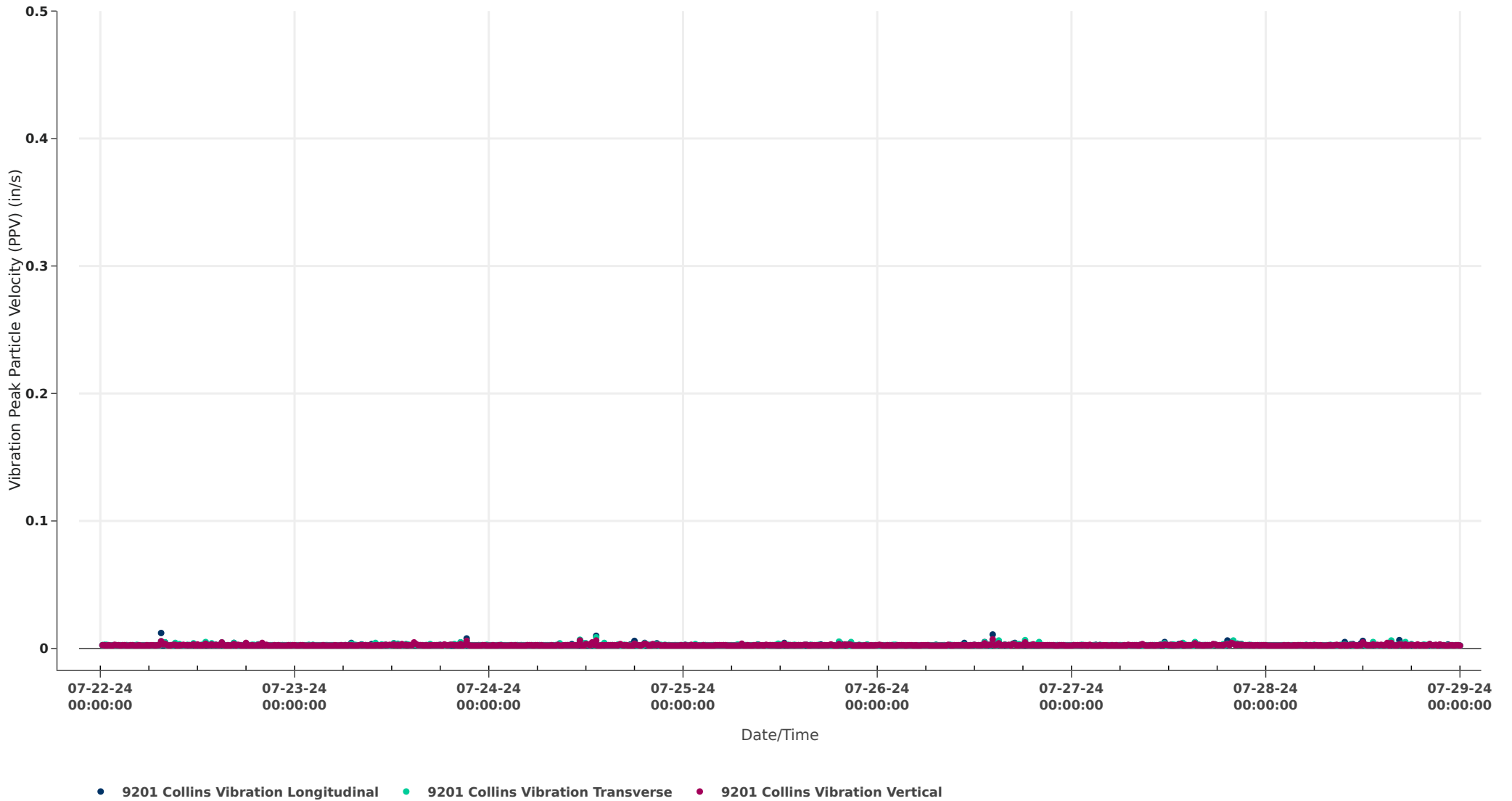
<sup>18</sup> Monitoring for the system was stopped remotely for data transfer, but communication was lost following the transfer. The system was restarted once communication was re-established.

<sup>19</sup> Monitoring for the system was stopped remotely for data transfer, but the systems did not return to monitoring following the transfer. The system was restarted once this issue was noted.

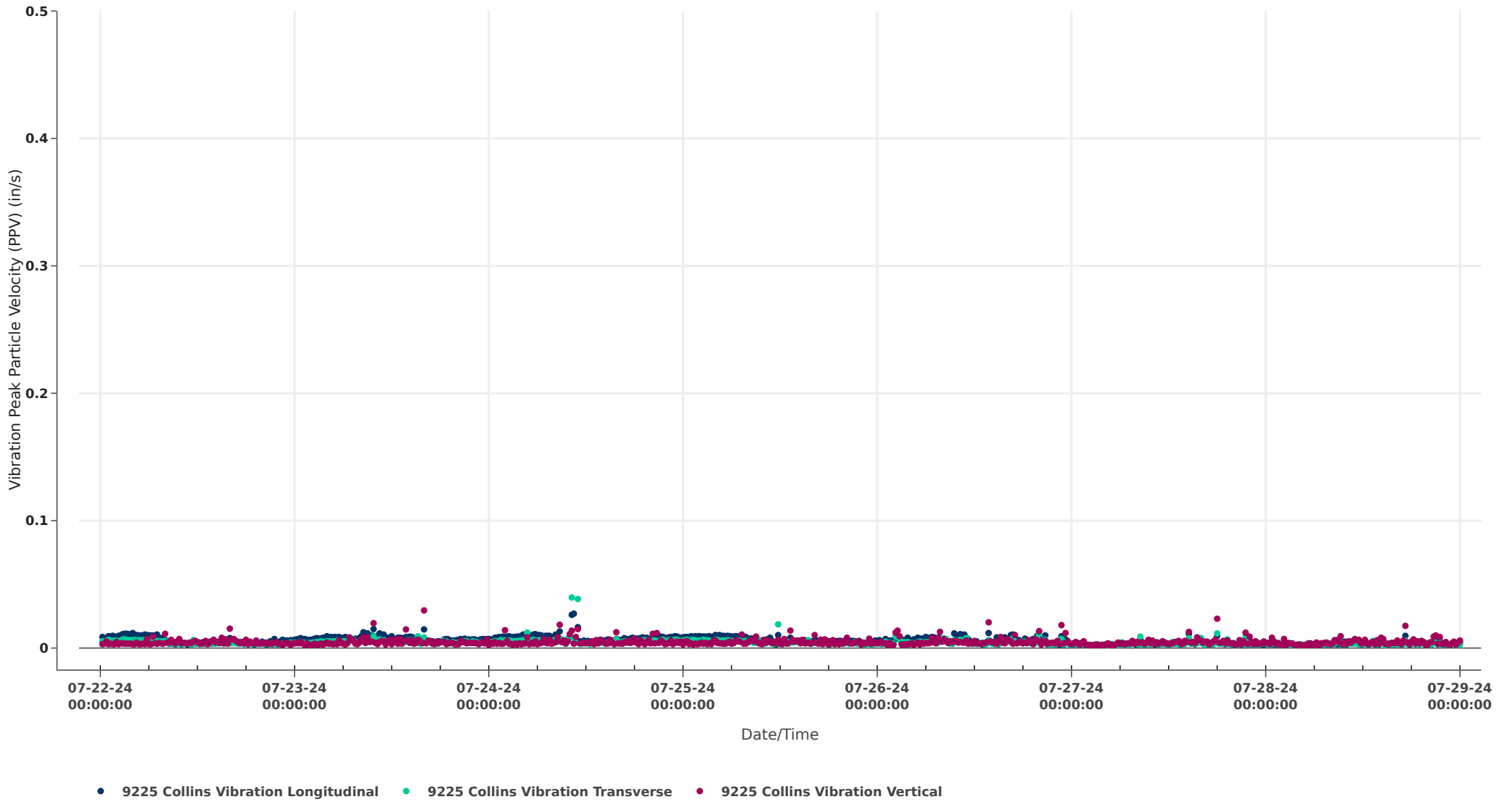
# Static Map View



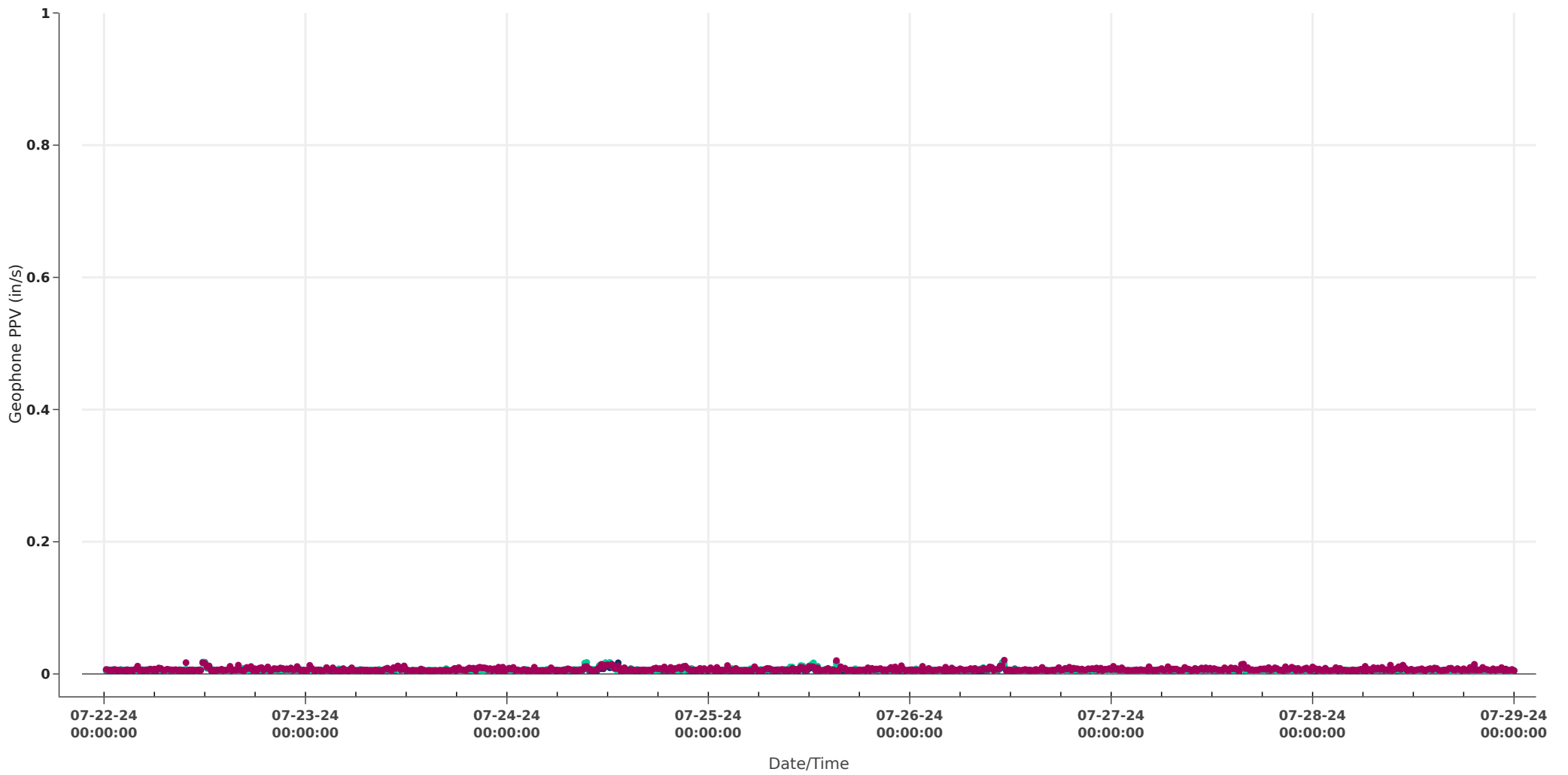
# 9201 Collins Vibration



# 9225 Collins Vibration

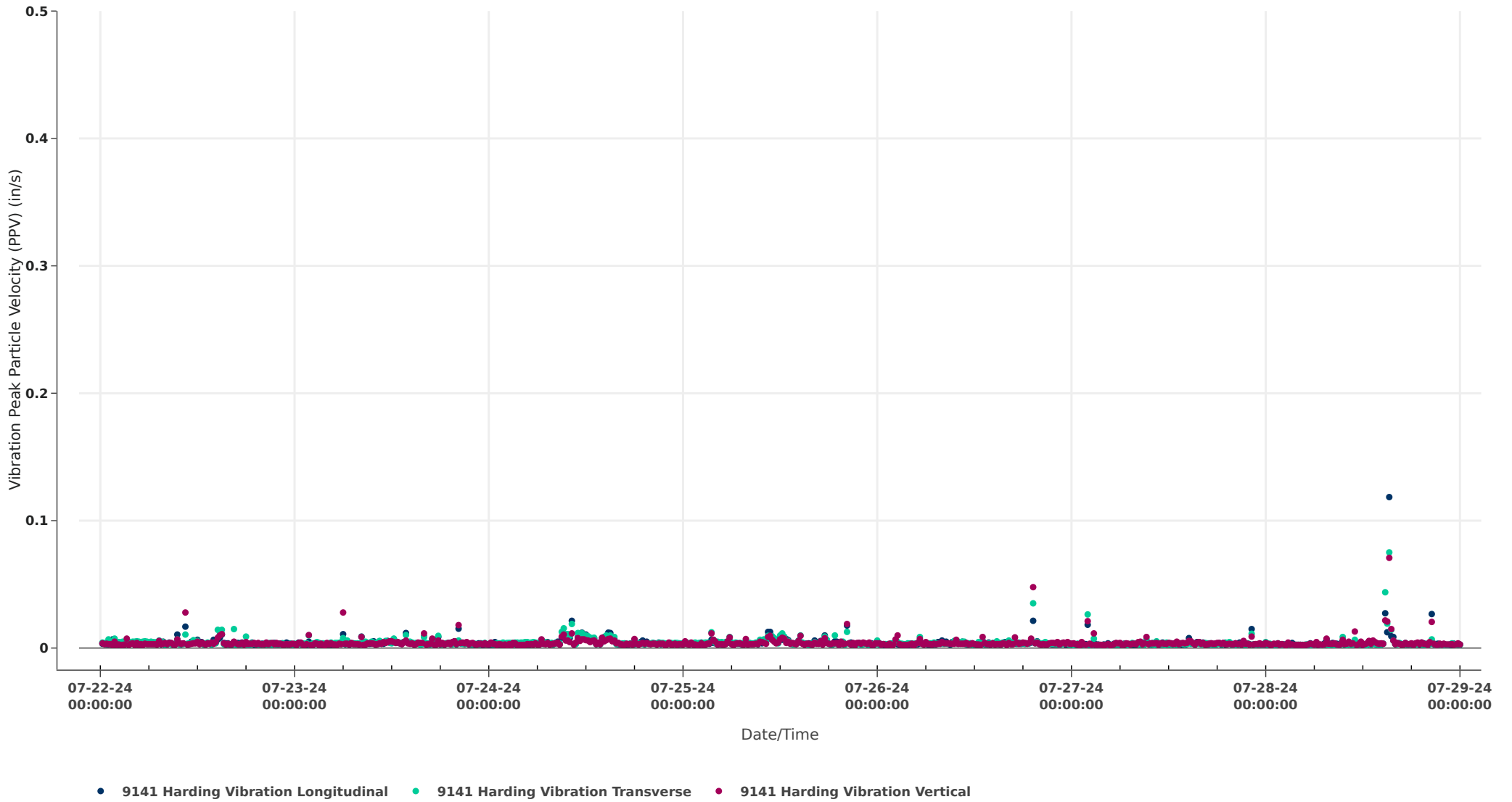


# 9111 Collins Vibration

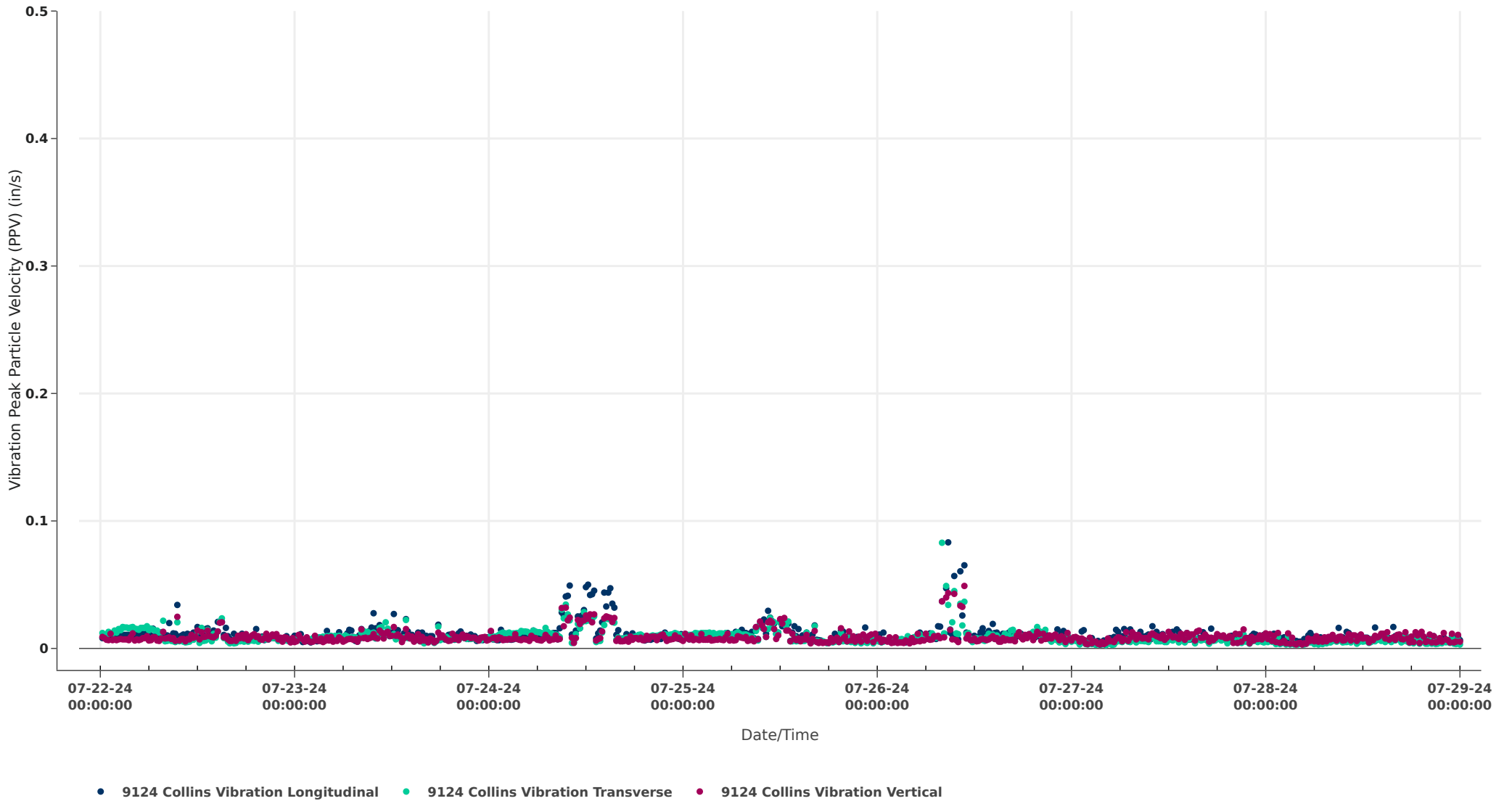


● 9111 Collins Vibration Longitudinal ● 9111 Collins Vibration Transverse ● 9111 Collins Vibration Vertical

# 9141 Harding Vibration

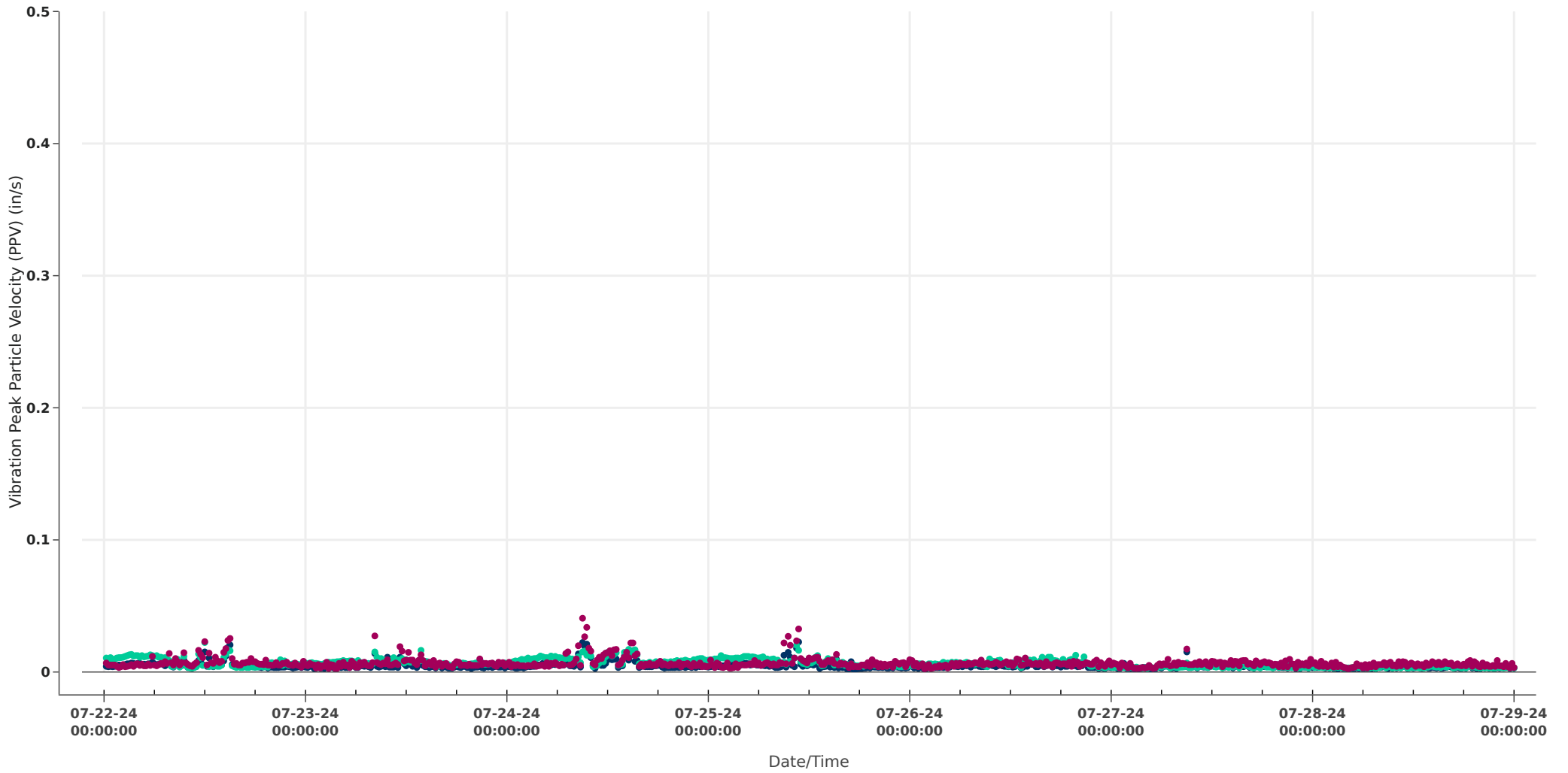


# 9124 Collins Vibration



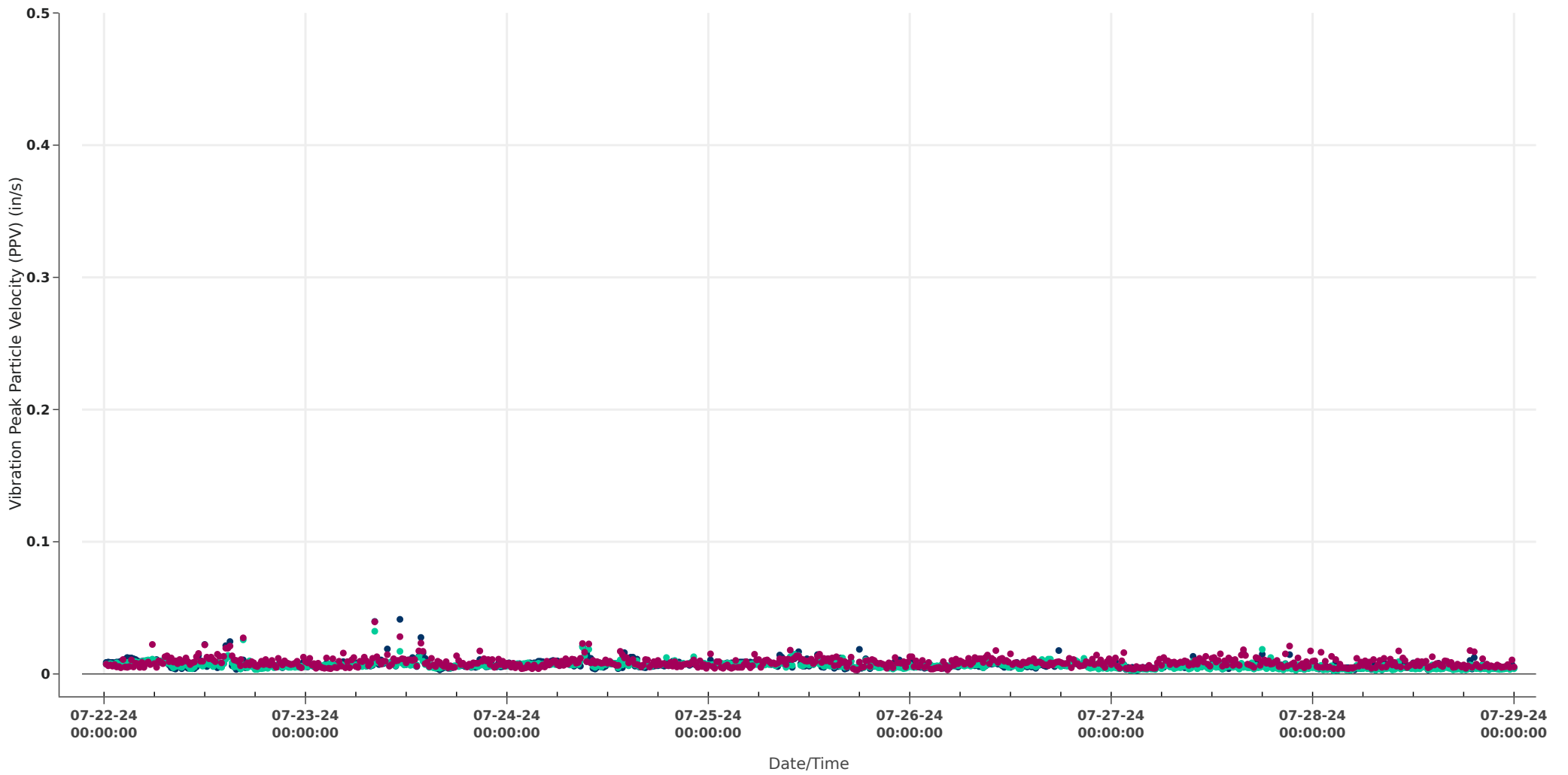


# 9156 Collins Vibration



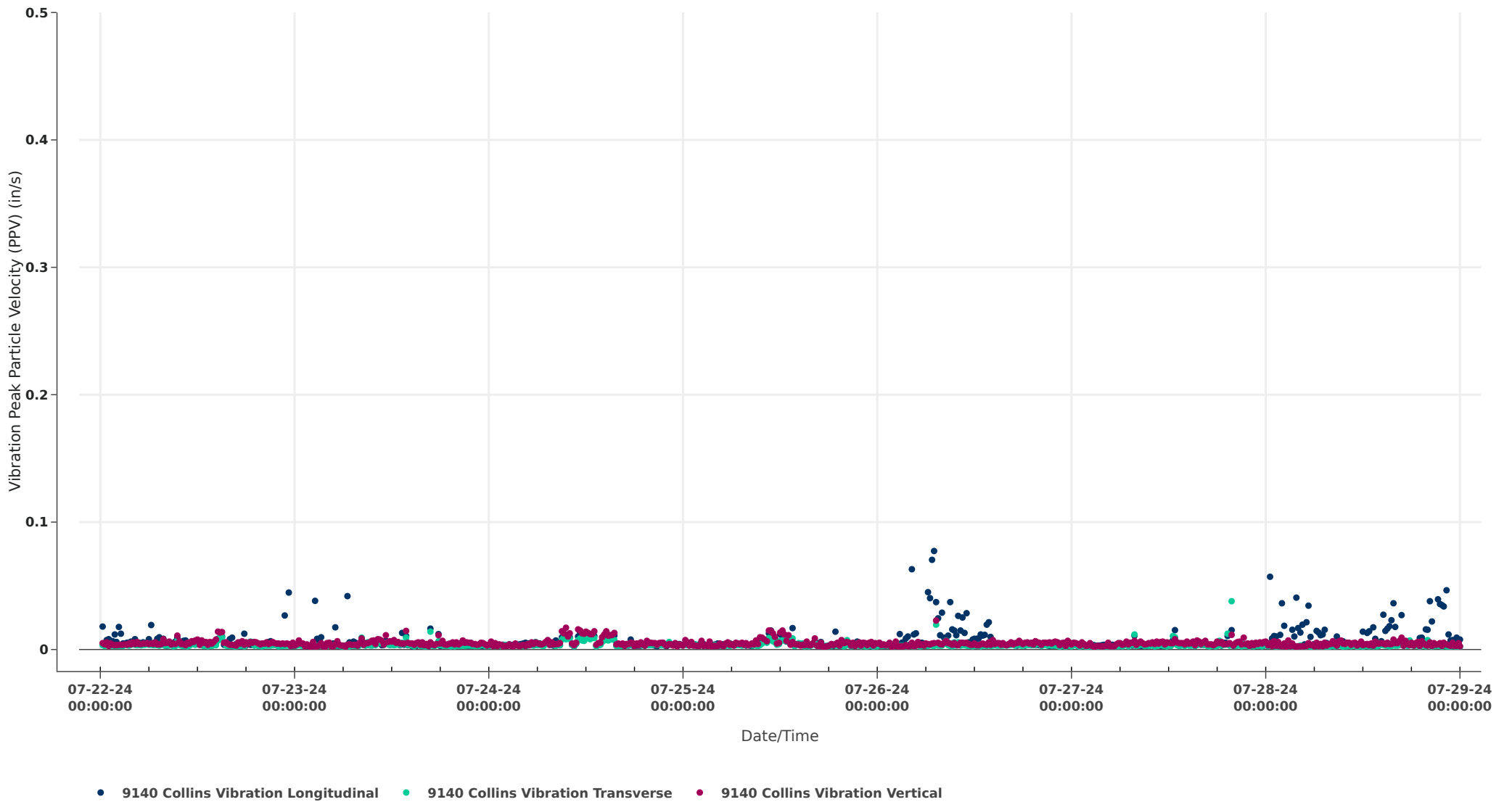
● 9156 VM Collins Vibration Longitudinal ● 9156 VM Collins Vibration Transverse ● 9156 VM Collins Vibration Vertical

# 9172 Collins Vibration

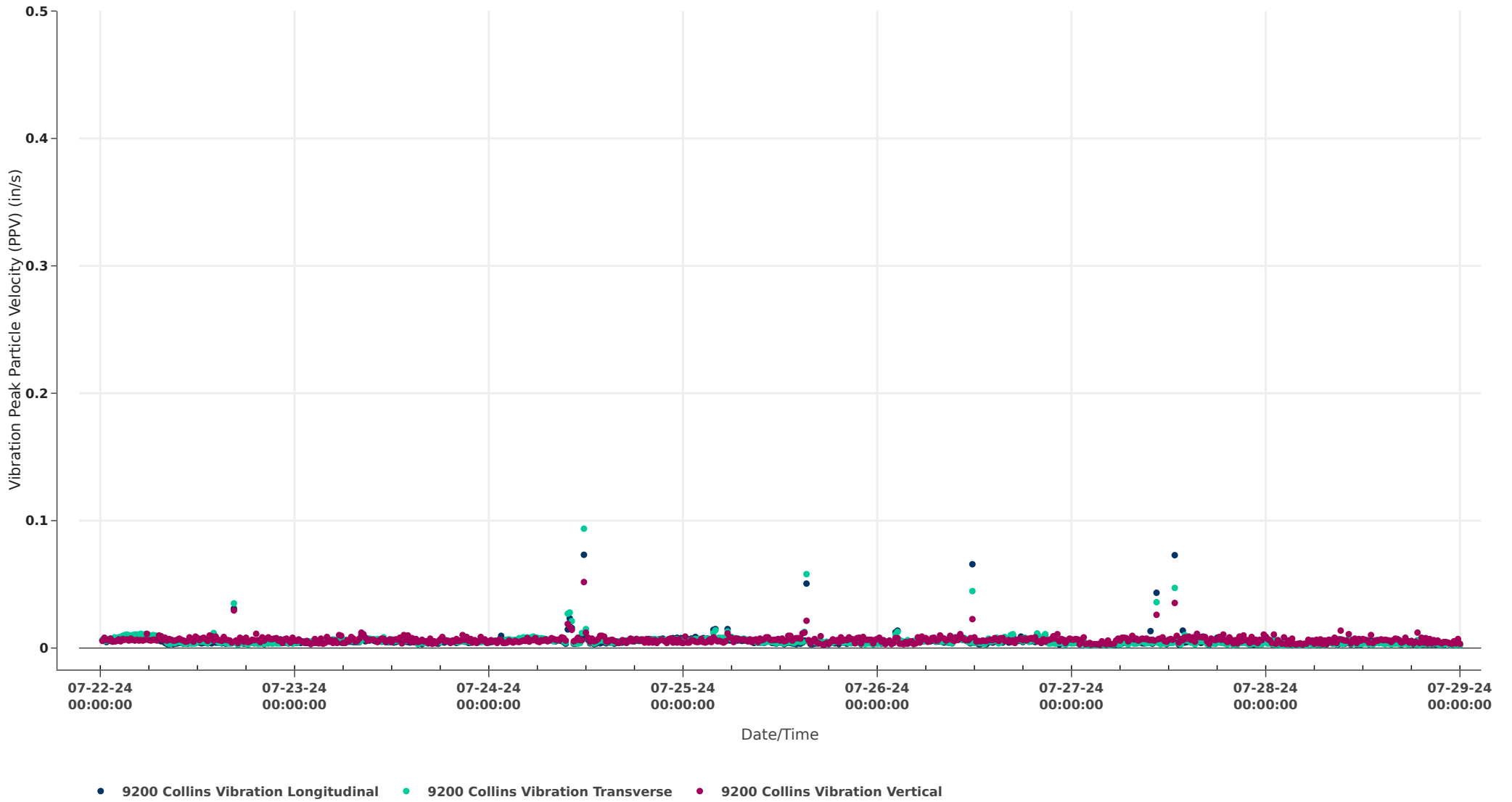


● 9172 VM Collins Vibration Longitudinal ● 9172 VM Collins Vibration Transverse ● 9172 VM Collins Vibration Vertical

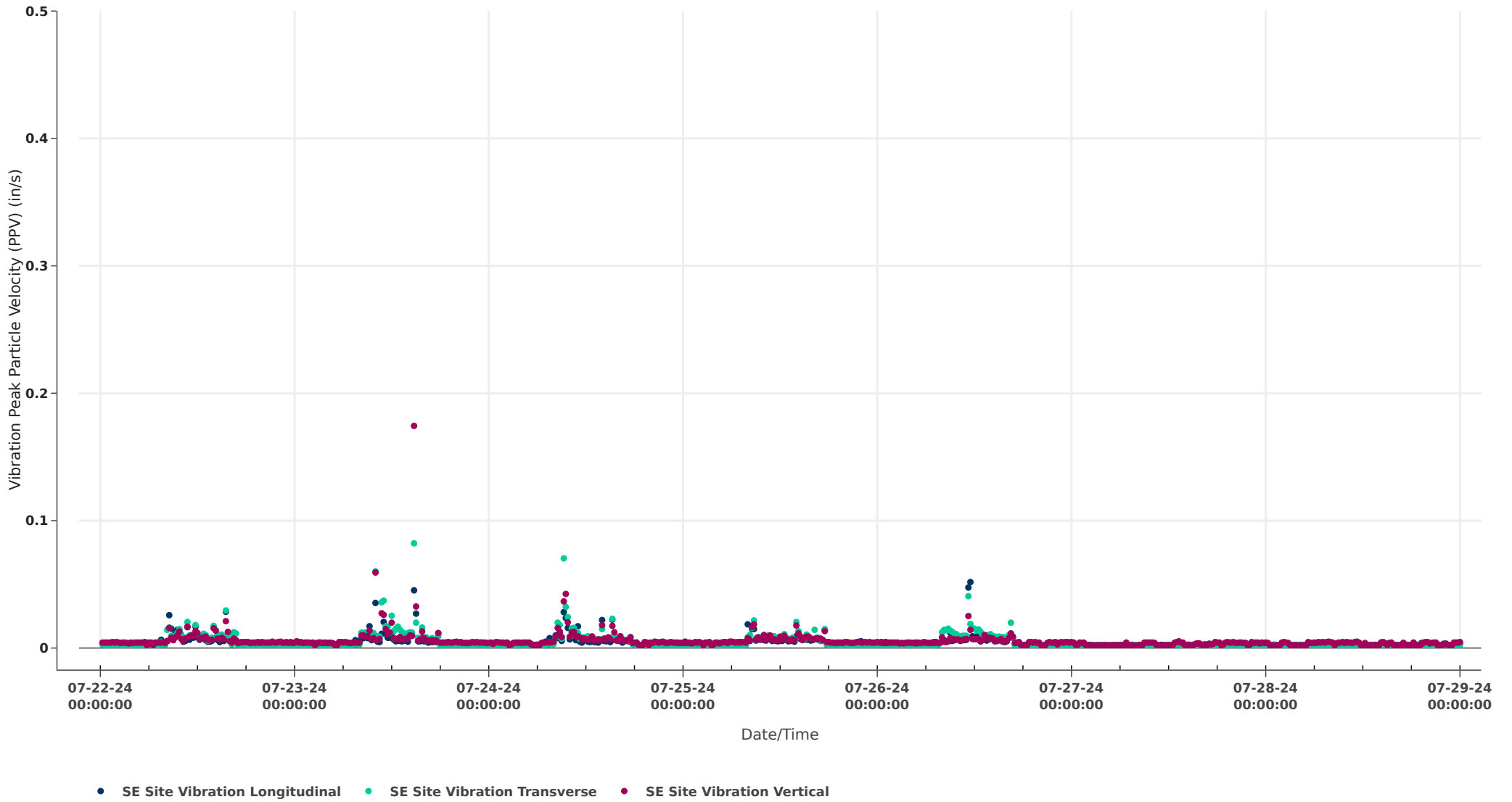
# 9140 Collins Vibration



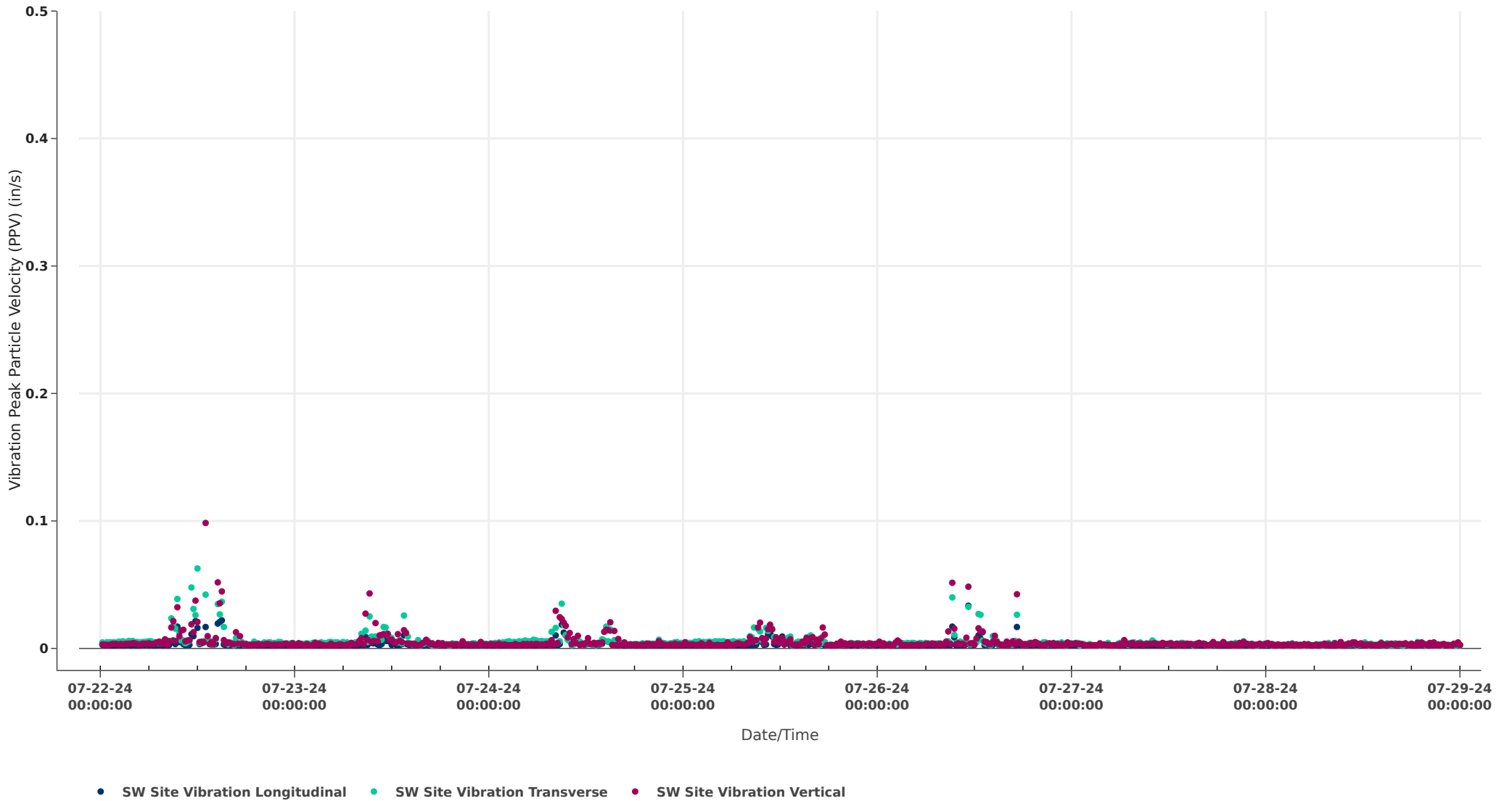
# 9200 Collins Vibration



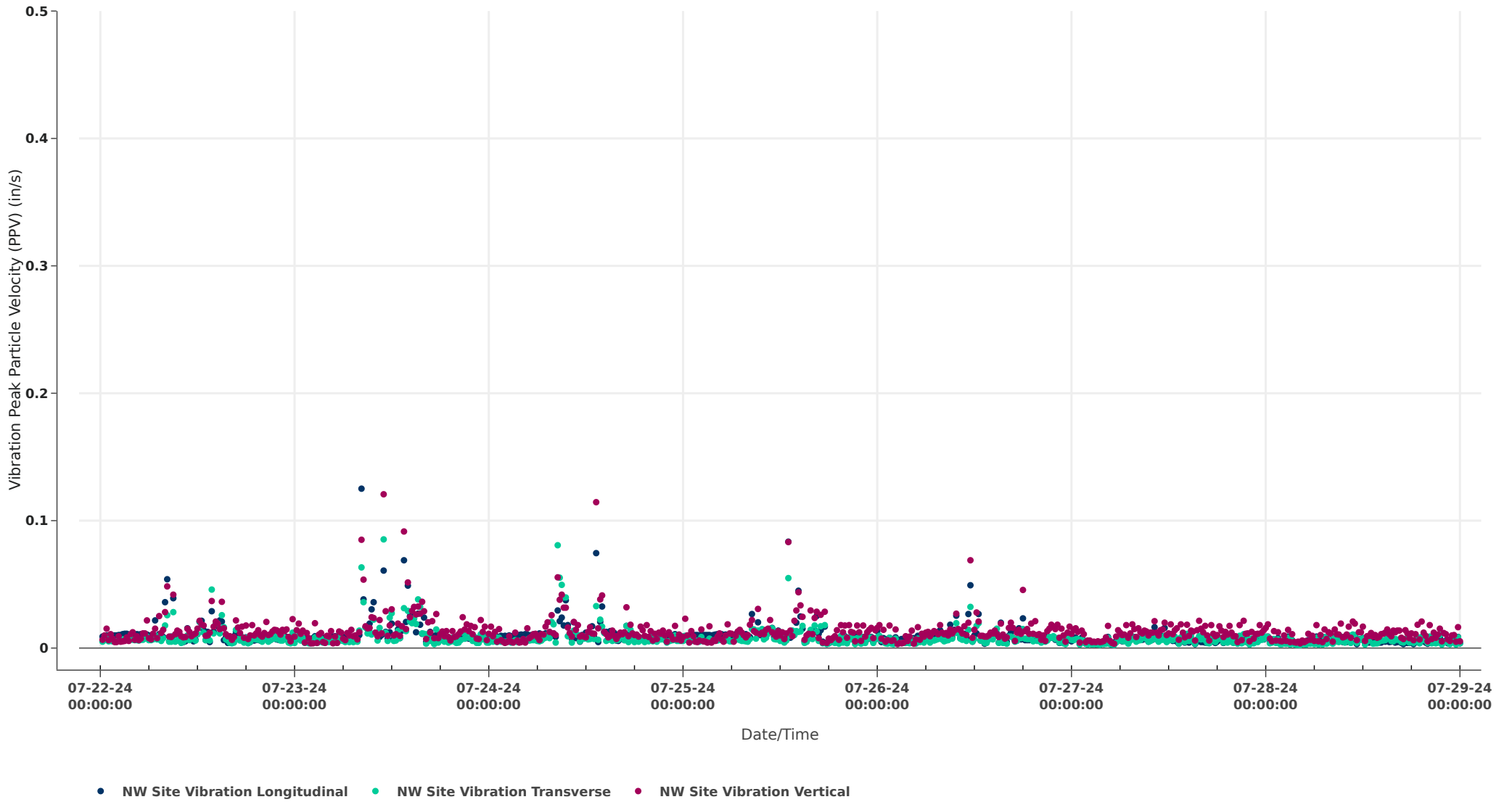
# SE Site Vibration



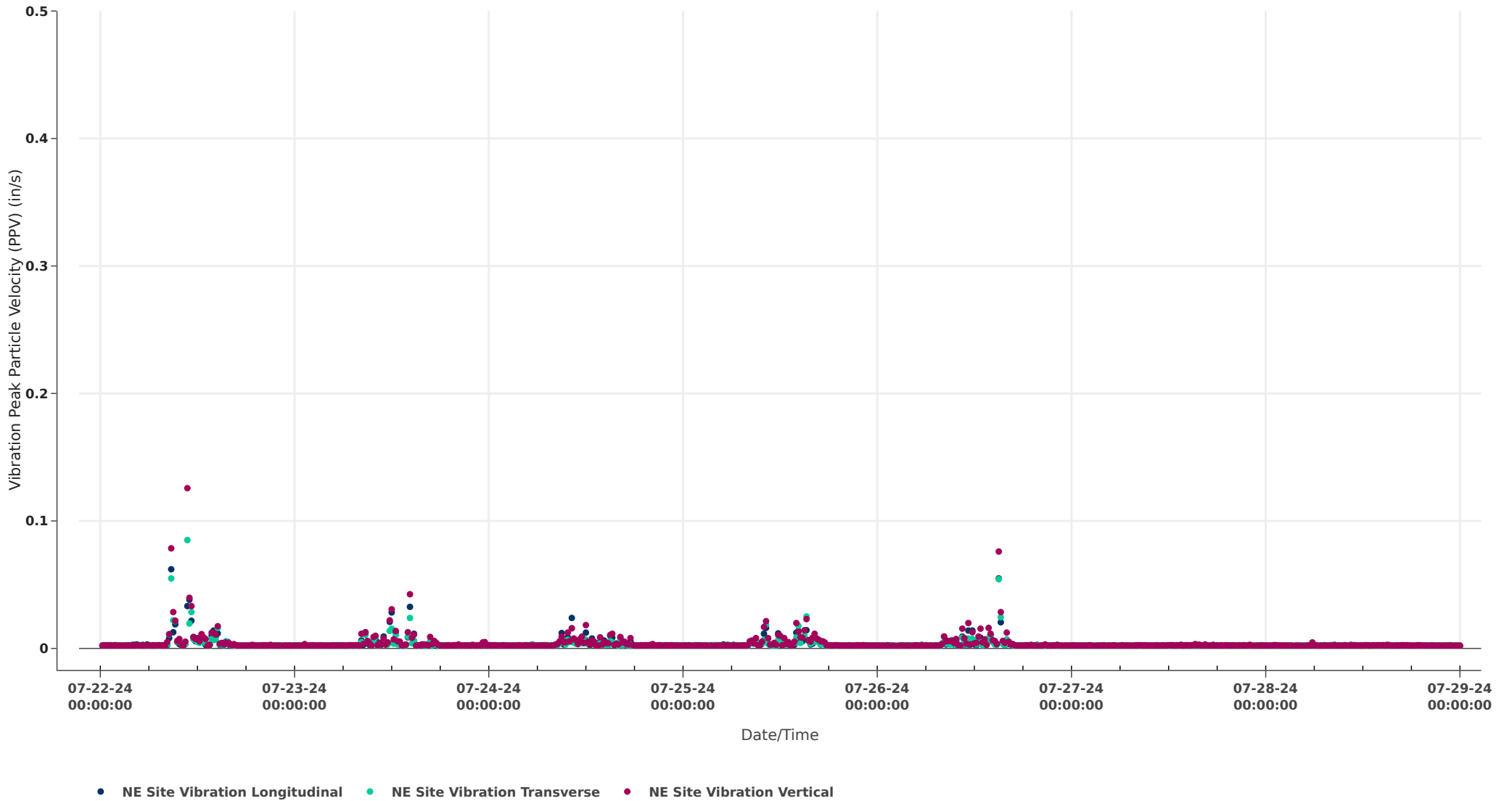
# SW Site Vibration



# NW Site Vibration

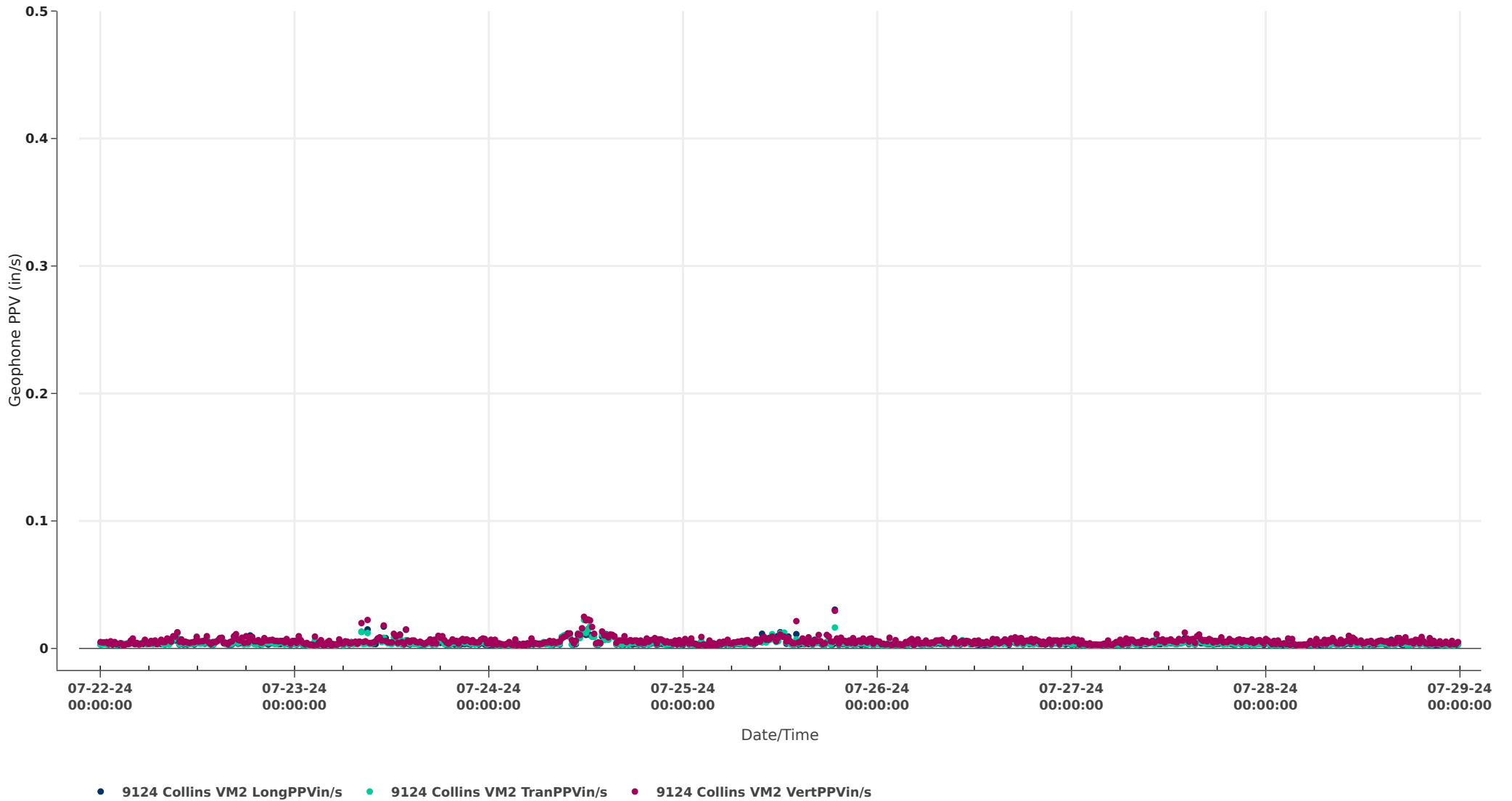


# NE Site Vibration





# 9124 Collins VM2 Vibration



9111 Collins Vibration Monitor - Maximum Daily Values		
Timestamp	Peak Particle Velocity (in./sec.)	Axis (Longitudinal/Transverse/Vertical)
2/21/2023 10:30	0.0112	Longitudinal
2/22/2023 11:00	0.0118	Longitudinal
2/23/2023 10:15	0.0102	Longitudinal
2/24/2023 4:16	0.0087	Longitudinal
2/25/2023 11:45	0.0074	Longitudinal
2/26/2023 20:31	0.0071	Longitudinal
2/27/2023 6:16	0.0112	Longitudinal
2/28/2023 2:45	0.0115	Vertical
3/1/2023 7:01	0.1036	Longitudinal
3/2/2023 8:34	0.3749	Transverse
3/3/2023 7:59	0.013	Vertical
3/4/2023 9:00	0.0133	Vertical
3/5/2023 8:30	0.0168	Vertical
3/6/2023 3:31	0.0233	Vertical
3/7/2023 21:00	0.0121	Vertical
3/8/2023 0:15	0.0192	Vertical
3/9/2023 5:15	0.0133	Vertical
3/10/2023 23:00	0.0124	Vertical
3/11/2023 11:15	0.0133	Vertical
3/12/2023 17:30	0.0127	Vertical
3/13/2023 9:45	0.0115	Vertical
3/14/2023 3:30	0.0124	Vertical
3/15/2023 5:30	0.0133	Vertical
3/16/2023 23:45	0.0112	Vertical
3/17/2023 1:45	0.0124	Transverse
3/18/2023 10:30	0.0143	Transverse
3/19/2023 15:15	0.014	Vertical
3/20/2023 5:15	0.0109	Vertical
3/21/2023 16:00	0.0155	Longitudinal
3/22/2023 21:00	0.0096	Vertical
3/23/2023 6:45	0.0096	Vertical
3/24/2023 15:45	0.0121	Vertical
3/25/2023 6:15	0.0143	Vertical
3/26/2023 8:59	0.0149	Transverse
3/27/2023 6:00	0.0161	Vertical
3/28/2023 20:15	0.0124	Vertical
3/29/2023 12:45	0.0118	Vertical
3/30/2023 5:45	0.0137	Vertical
3/31/2023 17:45	0.0106	Vertical
4/1/2023 11:00	0.0146	Vertical
4/2/2023 9:45	0.013	Vertical
4/3/2023 21:01	0.0112	Vertical
4/4/2023 9:45	0.0118	Vertical

9111 Collins Vibration Monitor - Maximum Daily Values		
Timestamp	Peak Particle Velocity (in./sec.)	Axis (Longitudinal/Transverse/Vertical)
4/5/2023 12:30	0.0192	Longitudinal
4/6/2023 7:30	0.0133	Vertical
4/7/2023 0:00	0.0118	Vertical
4/8/2023 1:59	0.013	Transverse
4/9/2023 9:15	0.0121	Vertical
4/10/2023 23:15	0.0611	Vertical
4/11/2023 7:00	0.0667	Vertical
4/12/2023 17:45	0.0118	Vertical
4/13/2023 2:15	0.0127	Vertical
4/14/2023 6:00	0.013	Vertical
4/15/2023 21:45	0.0146	Transverse
4/16/2023 1:30	0.013	Vertical
4/17/2023 4:00	0.0186	Vertical
4/18/2023 19:30	0.0127	Vertical
4/19/2023 19:59	0.0118	Vertical
4/20/2023 18:00	0.0118	Vertical
4/21/2023 6:45	0.0109	Vertical
4/22/2023 10:45	0.032	Vertical
4/23/2023 4:15	0.0133	Vertical
4/24/2023 1:45	0.013	Vertical
4/25/2023 4:30	0.0118	Vertical
4/26/2023 13:30	0.0099	Vertical
4/27/2023 1:59	0.0112	Transverse
4/28/2023 12:45	0.0267	Vertical
4/29/2023 16:15	0.0137	Vertical
4/30/2023 8:00	0.0146	Transverse
5/1/2023 20:30	0.0109	Vertical
5/2/2023 16:15	0.0115	Vertical
5/3/2023 12:00	0.014	Vertical
5/4/2023 20:15	0.0115	Vertical
5/5/2023 19:00	0.0133	Vertical
5/6/2023 17:15	0.0133	Vertical
5/7/2023 10:15	0.0127	Vertical
5/8/2023 5:45	0.0174	Vertical
5/9/2023 7:15	0.0192	Vertical
5/10/2023 11:00	0.0152	Longitudinal
5/11/2023 2:45	0.0127	Vertical
5/12/2023 6:00	0.0115	Vertical
5/13/2023 3:00	0.014	Vertical
5/14/2023 7:30	0.0137	Vertical
5/15/2023 14:15	0.0515	Vertical
5/16/2023 8:15	0.0149	Vertical
5/17/2023 22:00	0.0124	Vertical

9111 Collins Vibration Monitor - Maximum Daily Values		
Timestamp	Peak Particle Velocity (in./sec.)	Axis (Longitudinal/Transverse/Vertical)
5/18/2023 10:00	0.0683	Vertical
5/19/2023 14:15	0.0143	Vertical
5/20/2023 19:15	0.0127	Vertical
5/21/2023 2:15	0.0121	Vertical
5/22/2023 19:45	0.0099	Vertical
5/23/2023 11:45	0.0115	Vertical
5/24/2023 9:15	0.0127	Vertical
5/25/2023 15:00	0.0261	Vertical
5/26/2023 6:15	0.0112	Vertical
5/27/2023 17:00	0.0137	Vertical
5/28/2023 4:16	0.0155	Transverse
5/29/2023 7:30	0.0192	Vertical
5/30/2023 21:15	0.0211	Vertical
5/31/2023 6:00	0.0161	Vertical
6/1/2023 14:46	0.0292	Vertical
6/2/2023 11:31	0.2709	Transverse
6/3/2023 8:01	0.0143	Vertical
6/4/2023 8:01	0.0133	Vertical
6/5/2023 9:30	0.0195	Vertical
6/6/2023 8:30	0.0152	Vertical
6/7/2023 7:16	0.0133	Vertical
6/8/2023 16:45	0.0211	Vertical
6/9/2023 6:46	0.0137	Vertical
6/10/2023 4:31	0.0121	Vertical
6/11/2023 15:00	0.0124	Vertical
6/12/2023 19:01	0.0298	Vertical
6/13/2023 21:30	0.0127	Vertical
6/14/2023 15:15	0.0118	Vertical
6/15/2023 6:15	0.0143	Vertical
6/16/2023 23:01	0.0537	Vertical
6/17/2023 5:46	0.0614	Vertical
6/18/2023 13:01	0.013	Vertical
6/19/2023 11:30	0.0447	Vertical
6/20/2023 10:30	0.0124	Vertical
6/21/2023 13:59	0.0112	Transverse
6/22/2023 12:15	0.0127	Vertical
6/23/2023 13:30	0.0155	Vertical
6/24/2023 9:30	0.0112	Vertical
6/25/2023 13:45	0.0102	Vertical
6/26/2023 8:59	0.0124	Longitudinal
6/27/2023 11:30	0.0112	Vertical
6/28/2023 20:30	0.0121	Vertical
6/29/2023 15:31	0.0121	Vertical

9111 Collins Vibration Monitor - Maximum Daily Values		
Timestamp	Peak Particle Velocity (in./sec.)	Axis (Longitudinal/Transverse/Vertical)
6/30/2023 17:30	0.0195	Vertical
7/1/2023 11:00	0.014	Vertical
7/2/2023 22:01	0.0137	Vertical
7/3/2023 4:16	0.0121	Vertical
7/4/2023 19:01	0.0152	Vertical
7/5/2023 13:15	0.0161	Vertical
7/6/2023 1:59	0.0137	Vertical
7/7/2023 14:30	0.0149	Vertical
7/8/2023 12:45	0.0183	Transverse
7/9/2023 8:01	0.0124	Vertical
7/10/2023 8:46	0.0304	Vertical
7/11/2023 15:00	0.0121	Vertical
7/12/2023 10:45	0.0174	Vertical
7/13/2023 12:16	0.0109	Longitudinal
7/14/2023 6:45	0.0106	Vertical
7/15/2023 0:15	0.0233	Vertical
7/16/2023 12:15	0.014	Vertical
7/17/2023 11:30	0.0152	Vertical
7/18/2023 8:59	0.0149	Vertical
7/19/2023 22:16	0.0121	Vertical
7/20/2023 21:45	0.0112	Vertical
7/21/2023 6:45	0.0137	Vertical
7/22/2023 12:00	0.013	Vertical
7/23/2023 1:45	0.0143	Vertical
7/24/2023 11:30	0.0133	Vertical
7/25/2023 12:45	0.0096	Vertical
7/26/2023 8:15	0.0357	Vertical
7/27/2023 11:30	0.0369	Longitudinal
7/28/2023 9:45	0.0124	Vertical
7/29/2023 16:15	0.0133	Vertical
7/30/2023 8:45	0.0326	Vertical
7/31/2023 6:45	0.0115	Vertical
8/1/2023 12:15	0.0317	Vertical
8/2/2023 16:45	0.2476	Transverse
8/3/2023 11:45	0.0112	Vertical
8/4/2023 10:15	0.0118	Vertical
8/5/2023 0:30	0.0112	Vertical
8/6/2023 8:45	0.0133	Vertical
8/7/2023 15:15	0.0109	Vertical
8/8/2023 13:30	0.0189	Vertical
8/9/2023 8:45	0.0233	Vertical
8/10/2023 9:45	0.0133	Vertical
8/11/2023 11:45	0.0133	Vertical

9111 Collins Vibration Monitor - Maximum Daily Values		
Timestamp	Peak Particle Velocity (in./sec.)	Axis (Longitudinal/Transverse/Vertical)
8/12/2023 11:30	0.0133	Vertical
8/13/2023 15:45	0.0146	Transverse
8/14/2023 12:00	0.0183	Vertical
8/15/2023 15:30	0.013	Vertical
8/16/2023 9:45	0.0127	Vertical
8/17/2023 17:00	0.0217	Vertical
8/18/2023 3:45	0.0118	Vertical
8/19/2023 4:15	0.0152	Transverse
8/20/2023 5:15	0.0137	Vertical
8/21/2023 15:30	0.0158	Vertical
8/22/2023 8:59	0.041	Longitudinal
8/23/2023 22:45	0.0109	Vertical
8/24/2023 14:45	0.0158	Vertical
8/25/2023 19:16	0.0217	Vertical
8/26/2023 7:30	0.0106	Vertical
8/27/2023 7:15	0.013	Transverse
8/28/2023 20:45	0.0099	Vertical
8/29/2023 12:00	0.018	Vertical
8/30/2023 9:30	0.0161	Vertical
8/31/2023 15:15	0.0233	Longitudinal
9/1/2023 23:45	0.027	Vertical
9/2/2023 15:00	0.0096	Vertical
9/3/2023 8:00	0.013	Vertical
9/4/2023 22:45	0.0124	Vertical
9/5/2023 12:00	0.0202	Longitudinal
9/6/2023 8:31	0.0118	Vertical
9/7/2023 16:01	0.0158	Vertical
9/8/2023 1:31	0.0112	Vertical
9/9/2023 3:30	0.0149	Transverse
9/10/2023 8:31	0.0152	Vertical
9/11/2023 12:00	0.1434	Transverse
9/12/2023 8:59	0.0102	Vertical
9/13/2023 14:46	0.0143	Vertical
9/14/2023 15:16	0.0146	Longitudinal
9/15/2023 12:30	0.0115	Longitudinal
9/16/2023 21:46	0.0112	Vertical
9/17/2023 9:15	0.013	Vertical
9/18/2023 20:30	0.018	Vertical
9/19/2023 12:30	0.0112	Vertical
9/20/2023 14:15	0.0155	Vertical
9/21/2023 15:23	0.0357	Longitudinal
9/22/2023 15:30	0.0133	Vertical
9/23/2023 12:30	0.0124	Vertical

9111 Collins Vibration Monitor - Maximum Daily Values		
Timestamp	Peak Particle Velocity (in./sec.)	Axis (Longitudinal/Transverse/Vertical)
9/24/2023 14:46	0.0366	Vertical
9/25/2023 6:00	0.013	Vertical
9/26/2023 13:59	0.0118	Vertical
9/27/2023 11:00	0.0146	Vertical
9/28/2023 10:30	0.0146	Vertical
9/29/2023 6:15	0.0112	Transverse
9/30/2023 22:01	0.0124	Vertical
10/1/2023 21:00	0.0109	Vertical
10/2/2023 18:46	0.0121	Vertical
10/3/2023 10:30	0.0096	Transverse
10/4/2023 7:30	0.0115	Vertical
10/5/2023 8:00	0.0168	Vertical
10/6/2023 14:30	0.013	Longitudinal
10/7/2023 18:45	0.0127	Vertical
10/8/2023 10:00	0.0118	Vertical
10/9/2023 6:45	0.0124	Vertical
10/10/2023 15:00	0.0127	Vertical
10/11/2023 17:30	0.0118	Vertical
10/12/2023 11:30	0.0177	Vertical
10/13/2023 9:30	0.0174	Vertical
10/14/2023 13:45	0.0133	Vertical
10/15/2023 20:46	0.0127	Vertical
10/16/2023 23:30	0.0118	Vertical
10/17/2023 21:30	0.0115	Vertical
10/18/2023 6:15	0.0109	Transverse
10/19/2023 17:30	0.0121	Vertical
10/20/2023 7:30	0.0112	Vertical
10/21/2023 17:30	0.0102	Vertical
10/22/2023 19:30	0.0186	Vertical
10/23/2023 9:16	0.0127	Longitudinal
10/24/2023 14:16	0.0183	Transverse
10/25/2023 18:31	0.0143	Longitudinal
10/26/2023 15:15	0.0174	Longitudinal
10/27/2023 21:00	0.0202	Longitudinal
10/28/2023 6:45	0.0161	Vertical
10/29/2023 17:01	0.0171	Vertical
10/30/2023 22:45	0.0199	Longitudinal
10/31/2023 1:59	0.0223	Vertical
11/1/2023 20:31	0.0258	Transverse
11/2/2023 3:30	0.0195	Longitudinal
11/3/2023 9:26	0.4518	Transverse
11/4/2023 1:00	0.0168	Vertical
11/5/2023 15:45	0.0171	Longitudinal

9111 Collins Vibration Monitor - Maximum Daily Values		
Timestamp	Peak Particle Velocity (in./sec.)	Axis (Longitudinal/Transverse/Vertical)
11/6/2023 9:45	0.0227	Longitudinal
11/7/2023 15:31	0.0149	Vertical
11/8/2023 8:31	0.0273	Transverse
11/9/2023 5:31	0.0149	Longitudinal
11/10/2023 10:59	0.0164	Vertical
11/11/2023 0:30	0.0164	Vertical
11/12/2023 0:59	0.0239	Vertical
11/13/2023 9:45	0.0186	Vertical
11/14/2023 22:30	0.031	Vertical
11/15/2023 1:30	0.0149	Transverse
11/16/2023 11:30	0.0254	Transverse
11/17/2023 2:45	0.0211	Transverse
11/18/2023 16:16	0.0143	Vertical
11/19/2023 14:00	0.0146	Vertical
11/20/2023 10:59	0.0192	Longitudinal
11/21/2023 22:30	0.0168	Vertical
11/22/2023 0:31	0.0208	Transverse
11/23/2023 13:15	0.0214	Vertical
11/24/2023 10:31	0.0186	Vertical
11/25/2023 16:31	0.0217	Vertical
11/26/2023 9:31	0.0183	Vertical
11/27/2023 14:45	0.0199	Longitudinal
11/28/2023 10:00	0.0248	Vertical
11/29/2023 10:00	0.0261	Vertical
11/30/2023 10:57	0.2805	Transverse
12/1/2023 8:30	0.0295	Vertical
12/2/2023 22:00	0.0127	Vertical
12/3/2023 12:45	0.0137	Vertical
12/4/2023 9:16	0.0168	Longitudinal
12/5/2023 15:15	0.0183	Vertical
12/6/2023 10:45	0.022	Longitudinal
12/7/2023 12:01	0.0329	Transverse
12/8/2023 12:00	0.0208	Longitudinal
12/9/2023 23:45	0.014	Vertical
12/10/2023 7:30	0.0133	Vertical
12/11/2023 9:46	0.0279	Longitudinal
12/12/2023 8:59	0.0211	Transverse
12/13/2023 12:15	0.0133	Transverse
12/14/2023 9:30	0.0261	Transverse
12/15/2023 16:01	0.0199	Vertical
12/16/2023 16:15	0.013	Vertical
12/17/2023 9:30	0.013	Vertical
12/18/2023 8:46	0.0146	Longitudinal



9111 Collins Vibration Monitor - Maximum Daily Values		
Timestamp	Peak Particle Velocity (in./sec.)	Axis (Longitudinal/Transverse/Vertical)
12/19/2023 12:15	0.0211	Vertical
12/20/2023 12:00	0.0289	Longitudinal
12/21/2023 4:01	0.0137	Vertical
12/22/2023 5:46	0.0143	Vertical
12/23/2023 8:00	0.0171	Vertical
12/24/2023 6:01	0.0152	Vertical
12/25/2023 14:30	0.013	Vertical
12/26/2023 23:30	0.0152	Vertical
12/27/2023 21:45	0.0143	Vertical
12/28/2023 10:01	0.0195	Transverse
12/29/2023 21:30	0.0133	Vertical
12/30/2023 0:15	0.0143	Vertical
12/31/2023 17:15	0.0146	Transverse
1/1/2024 9:15	0.0155	Vertical
1/2/2024 9:17	0.0137	Vertical
1/3/2024 5:32	0.0177	Vertical
1/4/2024 11:27	0.3407	Longitudinal
1/5/2024 14:46	0.0264	Longitudinal
1/6/2024 5:45	0.0174	Vertical
1/7/2024 8:15	0.0161	Vertical
1/8/2024 11:31	0.0326	Transverse
1/9/2024 20:01	0.0127	Vertical
1/10/2024 12:45	0.014	Vertical
1/11/2024 0:15	0.0124	Vertical
1/12/2024 4:00	0.0205	Vertical
1/13/2024 18:45	0.0146	Vertical
1/14/2024 3:30	0.0133	Vertical
1/15/2024 12:11	0.207	Transverse
1/16/2024 6:00	0.0143	Vertical
1/17/2024 10:30	0.018	Longitudinal
1/18/2024 6:00	0.0146	Vertical
1/19/2024 8:00	0.0171	Vertical
1/20/2024 10:45	0.0146	Vertical
1/21/2024 14:15	0.0143	Vertical
1/22/2024 19:15	0.0121	Vertical
1/23/2024 8:15	0.0164	Vertical
1/24/2024 7:45	0.0137	Vertical
1/25/2024 13:45	0.0143	Transverse
1/26/2024 21:15	0.0137	Vertical
1/27/2024 8:15	0.0161	Vertical
1/28/2024 15:30	0.0152	Vertical
1/29/2024 20:15	0.0127	Vertical
1/30/2024 18:30	0.0133	Vertical

9111 Collins Vibration Monitor - Maximum Daily Values		
Timestamp	Peak Particle Velocity (in./sec.)	Axis (Longitudinal/Transverse/Vertical)
1/31/2024 10:00	0.013	Vertical
2/1/2024 7:31	0.0149	Vertical
2/2/2024 6:47	0.0133	Vertical
2/3/2024 5:45	0.0149	Vertical
2/4/2024 11:30	0.0124	Vertical
2/5/2024 5:15	0.0174	Vertical
2/6/2024 17:16	0.0127	Vertical
2/7/2024 14:59	0.0149	Vertical
2/8/2024 15:15	0.0137	Transverse
2/9/2024 9:15	0.0164	Vertical
2/10/2024 12:59	0.0143	Vertical
2/11/2024 12:00	0.0133	Vertical
2/12/2024 12:59	0.0168	Longitudinal
2/13/2024 14:17	0.0245	Vertical
2/14/2024 4:59	0.0847	Transverse
2/15/2024 17:30	0.0186	Longitudinal
2/16/2024 12:00	0.0155	Vertical
2/17/2024 6:00	0.0137	Vertical
2/18/2024 9:15	0.0152	Vertical
2/19/2024 9:30	0.0137	Vertical
2/20/2024 8:45	0.0202	Vertical
2/21/2024 11:15	0.0496	Longitudinal
2/22/2024 11:17	0.0155	Vertical
2/23/2024 0:16	0.0152	Vertical
2/24/2024 14:00	0.0143	Vertical
2/25/2024 9:16	0.0171	Vertical
2/26/2024 20:00	0.0137	Vertical
2/27/2024 17:15	0.018	Longitudinal
2/28/2024 6:00	0.014	Vertical
2/29/2024 0:30	0.0124	Vertical
3/1/2024 18:59	0.013	Vertical
3/2/2024 5:30	0.013	Vertical
3/3/2024 14:00	0.0137	Vertical
3/4/2024 13:46	0.0211	Longitudinal
3/5/2024 15:45	0.0168	Longitudinal
3/6/2024 4:59	0.013	Vertical
3/7/2024 23:30	0.0143	Vertical
3/8/2024 16:30	0.0177	Longitudinal
3/9/2024 12:59	0.0149	Vertical
3/10/2024 13:00	0.0137	Vertical
3/11/2024 20:15	0.0143	Vertical
3/12/2024 13:45	0.0158	Vertical
3/13/2024 15:59	0.0164	Longitudinal

9111 Collins Vibration Monitor - Maximum Daily Values		
Timestamp	Peak Particle Velocity (in./sec.)	Axis (Longitudinal/Transverse/Vertical)
3/14/2024 8:31	0.0183	Longitudinal
3/15/2024 5:30	0.0202	Vertical
3/16/2024 11:16	0.0137	Vertical
3/17/2024 16:30	0.0146	Vertical
3/18/2024 5:30	0.014	Vertical
3/19/2024 0:30	0.014	Vertical
3/20/2024 13:45	0.0177	Vertical
3/21/2024 18:30	0.0158	Vertical
3/22/2024 11:30	0.0168	Vertical
3/23/2024 14:30	0.0658	Vertical
3/24/2024 18:30	0.0149	Vertical
3/25/2024 9:45	0.0698	Vertical
3/26/2024 15:30	0.0459	Transverse
3/27/2024 10:45	0.0264	Longitudinal
3/28/2024 10:16	0.0254	Longitudinal
3/29/2024 15:59	0.031	Transverse
3/30/2024 8:30	0.0161	Transverse
3/31/2024 13:45	0.0149	Vertical
4/1/2024 13:59	0.0385	Longitudinal
4/2/2024 11:16	0.0264	Longitudinal
4/3/2024 11:46	0.0369	Vertical
4/4/2024 15:15	0.0621	Longitudinal
4/5/2024 9:15	0.0416	Vertical
4/6/2024 11:00	0.0254	Longitudinal
4/7/2024 5:59	0.0149	Vertical
4/8/2024 13:01	0.0652	Vertical
4/9/2024 13:45	0.0289	Longitudinal
4/10/2024 9:17	0.0549	Longitudinal
4/11/2024 15:00	0.0543	Longitudinal
4/12/2024 15:59	0.0742	Vertical
4/13/2024 9:45	0.0847	Longitudinal
4/14/2024 22:16	0.014	Vertical
4/15/2024 12:15	0.0925	Longitudinal
4/16/2024 17:47	0.0208	Vertical
4/17/2024 9:31	0.0202	Vertical
4/18/2024 13:59	0.018	Transverse
4/19/2024 16:16	0.0285	Longitudinal
4/20/2024 11:59	0.0326	Longitudinal
4/21/2024 6:45	0.0124	Vertical
4/22/2024 7:30	0.0559	Transverse
4/23/2024 7:59	0.0279	Longitudinal
4/24/2024 11:01	0.0205	Transverse
4/25/2024 8:30	0.0205	Longitudinal

9111 Collins Vibration Monitor - Maximum Daily Values		
Timestamp	Peak Particle Velocity (in./sec.)	Axis (Longitudinal/Transverse/Vertical)
4/26/2024 9:46	0.0273	Vertical
4/27/2024 12:45	0.0127	Vertical
4/28/2024 15:16	0.013	Vertical
4/29/2024 13:30	0.0214	Vertical
4/30/2024 9:01	0.0146	Vertical
5/1/2024 11:31	0.0704	Longitudinal
5/2/2024 13:59	0.0568	Vertical
5/3/2024 9:15	0.0158	Longitudinal
5/4/2024 1:01	0.0149	Vertical
5/5/2024 6:45	0.0146	Vertical
5/6/2024 5:59	0.0133	Vertical
5/7/2024 11:15	0.0267	Transverse
5/8/2024 5:59	0.018	Vertical
5/9/2024 13:00	0.0509	Longitudinal
5/10/2024 13:00	0.027	Longitudinal
5/11/2024 5:15	0.0236	Vertical
5/12/2024 0:15	0.018	Vertical
5/13/2024 18:15	0.0202	Vertical
5/14/2024 6:31	0.0195	Vertical
5/15/2024 15:45	0.0496	Vertical
5/16/2024 5:45	0.0192	Vertical
5/17/2024 13:45	0.0379	Longitudinal
5/18/2024 15:46	0.0242	Vertical
5/19/2024 4:45	0.0254	Vertical
5/20/2024 7:15	0.0211	Vertical
5/21/2024 11:15	0.0217	Longitudinal
5/22/2024 5:00	0.0233	Vertical
5/23/2024 6:46	0.0217	Vertical
5/24/2024 5:59	0.0223	Vertical
5/25/2024 9:45	0.0239	Vertical
5/26/2024 7:45	0.023	Vertical
5/27/2024 11:01	0.0329	Vertical
5/28/2024 6:30	0.0236	Vertical
5/29/2024 20:16	0.0245	Vertical
5/30/2024 6:45	0.0254	Vertical
5/31/2024 3:00	0.027	Vertical
6/1/2024 8:15	0.0245	Vertical
6/2/2024 11:59	0.023	Vertical
6/3/2024 2:15	0.0264	Vertical
6/4/2024 7:31	0.0298	Vertical
6/5/2024 17:15	0.0248	Vertical
6/6/2024 5:15	0.0285	Transverse
6/7/2024 15:01	0.0242	Vertical

9111 Collins Vibration Monitor - Maximum Daily Values		
Timestamp	Peak Particle Velocity (in./sec.)	Axis (Longitudinal/Transverse/Vertical)
6/8/2024 14:16	0.0133	Vertical
6/9/2024 8:15	0.0118	Vertical
6/10/2024 11:01	0.0164	Vertical
6/11/2024 9:31	0.0171	Vertical
6/12/2024 14:15	0.0456	Vertical
6/13/2024 13:01	0.032	Vertical
6/14/2024 12:15	0.0112	Longitudinal
6/15/2024 6:16	0.0205	Transverse
6/16/2024 9:45	0.0137	Transverse
6/17/2024 23:59	0.0109	Vertical
6/18/2024 0:45	0.0127	Vertical
6/19/2024 9:45	0.0403	Vertical
6/20/2024 15:46	0.0267	Longitudinal
6/21/2024 19:59	0.0133	Vertical
6/22/2024 5:15	0.0096	Vertical
6/23/2024 10:31	0.014	Transverse
6/24/2024 14:46	0.0133	Vertical
6/25/2024 9:46	0.0469	Vertical
6/26/2024 10:46	0.031	Vertical
6/27/2024 10:46	0.0611	Longitudinal
6/28/2024 11:59	0.0422	Vertical
6/29/2024 17:31	0.0285	Transverse
6/30/2024 11:16	0.0127	Transverse
7/1/2024 9:39	3.6812	Transverse
7/2/2024 19:10	6.7697	Transverse
7/3/2024 22:30	1.5928	Transverse
7/4/2024 17:50	2.6758	Transverse
7/5/2024 15:50	1.5249	Transverse
7/6/2024 23:25	0.7469	Transverse
7/7/2024 9:40	0.4875	Transverse
7/8/2024 7:25	0.9126	Transverse
7/9/2024 14:19	4.0207	Transverse
7/10/2024 8:31	0.0183	Longitudinal
7/11/2024 10:45	0.0127	Vertical
7/12/2024 13:59	0.0192	Longitudinal
7/13/2024 15:59	0.014	Vertical
7/14/2024 22:45	0.013	Vertical
7/15/2024 15:01	0.018	Vertical
7/16/2024 23:30	0.014	Vertical
7/17/2024 19:46	0.0146	Vertical
7/18/2024 16:45	0.0137	Vertical
7/19/2024 15:30	0.0161	Longitudinal
7/20/2024 6:45	0.014	Vertical

9111 Collins Vibration Monitor - Maximum Daily Values		
Timestamp	Peak Particle Velocity (in./sec.)	Axis (Longitudinal/Transverse/Vertical)
7/21/2024 20:15	0.0143	Vertical
7/22/2024 11:59	0.0177	Longitudinal
7/23/2024 0:30	0.013	Vertical
7/24/2024 12:15	0.0174	Transverse
7/25/2024 15:15	0.0202	Vertical
7/26/2024 11:15	0.0208	Vertical
7/27/2024 15:46	0.0149	Vertical
7/28/2024 19:16	0.0146	Vertical

9124 Collins Vibration Monitor - Maximum Daily Values		
Timestamp	Peak Particle Velocity (in./sec.)	Axis (Longitudinal/Transverse/Vertical)
2/21/2023 13:30	0.0307	Longitudinal
2/22/2023 6:00	0.0171	Longitudinal
2/23/2023 12:59	0.0168	Longitudinal
2/24/2023 9:00	0.0379	Longitudinal
2/25/2023 2:00	0.0164	Longitudinal
2/26/2023 9:15	0.0168	Longitudinal
2/27/2023 11:00	0.0357	Longitudinal
2/28/2023 23:00	0.0192	Vertical
3/1/2023 22:00	0.0186	Vertical
3/2/2023 15:30	0.224	Longitudinal
3/3/2023 9:15	0.0267	Transverse
3/4/2023 6:30	0.018	Vertical
3/5/2023 12:15	0.0195	Vertical
3/6/2023 11:01	0.0264	Longitudinal
3/7/2023 15:00	0.0341	Transverse
3/8/2023 11:30	0.0158	Transverse
3/9/2023 18:45	0.0195	Longitudinal
3/10/2023 9:45	0.0242	Longitudinal
3/11/2023 16:00	0.0239	Vertical
3/12/2023 15:30	0.0223	Vertical
3/13/2023 11:15	0.0199	Transverse
3/14/2023 17:15	0.0183	Vertical
3/15/2023 2:15	0.0205	Vertical
3/16/2023 21:30	0.0205	Vertical
3/17/2023 20:45	0.0335	Longitudinal
3/18/2023 22:15	0.022	Vertical
3/19/2023 7:30	0.0199	Vertical
3/20/2023 11:30	0.0282	Transverse
3/21/2023 14:30	0.0292	Transverse
3/22/2023 9:30	0.0348	Transverse
3/23/2023 11:00	0.023	Longitudinal
3/24/2023 19:45	0.0227	Vertical
3/25/2023 11:00	0.0164	Vertical
3/26/2023 8:59	0.0245	Vertical
3/27/2023 0:15	0.0205	Vertical
3/28/2023 11:45	0.0214	Longitudinal
3/29/2023 11:30	0.0183	Longitudinal
3/30/2023 18:00	0.0158	Vertical
3/31/2023 6:15	0.0195	Vertical
4/1/2023 7:30	0.0195	Vertical
4/2/2023 7:15	0.0205	Vertical
4/3/2023 2:15	0.0199	Vertical
4/4/2023 13:59	0.0217	Vertical

9124 Collins Vibration Monitor - Maximum Daily Values		
Timestamp	Peak Particle Velocity (in./sec.)	Axis (Longitudinal/Transverse/Vertical)
4/5/2023 20:30	0.0192	Vertical
4/6/2023 17:45	0.0189	Vertical
4/7/2023 12:00	0.059	Vertical
4/8/2023 5:00	0.0217	Longitudinal
4/9/2023 12:30	0.0214	Vertical
4/10/2023 11:15	0.022	Transverse
4/11/2023 0:30	0.014	Vertical
4/12/2023 22:00	0.018	Vertical
4/13/2023 22:15	0.0192	Vertical
4/14/2023 10:15	0.023	Transverse
4/15/2023 16:15	0.0202	Vertical
4/16/2023 21:30	0.036	Longitudinal
4/17/2023 11:17	0.0233	Transverse
4/18/2023 12:00	0.0183	Longitudinal
4/19/2023 22:30	0.0186	Longitudinal
4/20/2023 13:59	0.022	Longitudinal
4/21/2023 8:45	0.0161	Transverse
4/22/2023 10:45	0.0223	Vertical
4/23/2023 13:00	0.0211	Vertical
4/24/2023 13:00	0.027	Longitudinal
4/25/2023 16:15	0.0158	Vertical
4/26/2023 17:16	0.0211	Vertical
4/27/2023 12:15	0.0394	Longitudinal
4/28/2023 15:30	0.2616	Vertical
4/29/2023 12:15	0.0245	Vertical
4/30/2023 8:00	0.0199	Vertical
5/1/2023 19:00	0.0264	Vertical
5/2/2023 21:30	0.0199	Vertical
5/3/2023 9:30	0.023	Transverse
5/4/2023 8:45	0.0344	Longitudinal
5/5/2023 14:46	0.0953	Vertical
5/6/2023 10:15	0.058	Longitudinal
5/7/2023 10:17	0.0202	Vertical
5/8/2023 10:16	0.0285	Transverse
5/9/2023 1:30	0.0242	Vertical
5/10/2023 5:45	0.0251	Vertical
5/11/2023 11:45	0.0872	Longitudinal
5/12/2023 17:45	0.0189	Vertical
5/13/2023 9:15	0.0233	Vertical
5/14/2023 7:30	0.023	Vertical
5/15/2023 12:45	0.0366	Transverse
5/16/2023 23:30	0.022	Vertical
5/17/2023 0:00	0.0208	Vertical



9124 Collins Vibration Monitor - Maximum Daily Values		
Timestamp	Peak Particle Velocity (in./sec.)	Axis (Longitudinal/Transverse/Vertical)
5/18/2023 17:15	0.0211	Vertical
5/19/2023 2:45	0.0183	Vertical
5/20/2023 16:15	0.0236	Vertical
5/21/2023 7:30	0.0251	Vertical
5/22/2023 12:15	0.0282	Transverse
5/23/2023 12:30	0.0195	Longitudinal
5/24/2023 17:15	0.0177	Vertical
5/25/2023 19:45	0.0189	Vertical
5/26/2023 11:15	0.0276	Longitudinal
5/27/2023 8:00	0.0211	Vertical
5/28/2023 11:15	0.0186	Vertical
5/29/2023 8:15	0.0214	Transverse
5/30/2023 21:15	0.022	Transverse
5/31/2023 22:15	0.0177	Vertical
6/1/2023 11:45	0.0279	Longitudinal
6/2/2023 12:00	0.0636	Vertical
6/3/2023 6:45	0.0236	Vertical
6/4/2023 10:15	0.0208	Vertical
6/5/2023 9:15	0.0285	Longitudinal
6/6/2023 0:46	0.0223	Vertical
6/7/2023 18:30	0.0189	Vertical
6/8/2023 16:15	0.0202	Vertical
6/9/2023 10:30	0.0242	Transverse
6/10/2023 17:16	0.0242	Vertical
6/11/2023 11:15	0.0223	Vertical
6/12/2023 9:30	0.049	Longitudinal
6/13/2023 17:00	0.0348	Longitudinal
6/14/2023 13:45	0.0428	Transverse
6/15/2023 10:31	0.0344	Longitudinal
6/16/2023 10:45	0.0369	Transverse
6/17/2023 5:45	0.0301	Vertical
6/18/2023 16:00	0.022	Vertical
6/19/2023 8:30	0.0289	Transverse
6/20/2023 6:00	0.0285	Vertical
6/21/2023 23:30	0.0223	Vertical
6/22/2023 1:30	0.0254	Vertical
6/23/2023 10:15	0.1431	Longitudinal
6/24/2023 17:15	0.0214	Vertical
6/25/2023 14:15	0.0285	Transverse
6/26/2023 10:00	0.0357	Longitudinal
6/27/2023 12:00	0.059	Longitudinal
6/28/2023 11:45	0.0233	Longitudinal
6/29/2023 8:59	0.0211	Longitudinal

9124 Collins Vibration Monitor - Maximum Daily Values		
Timestamp	Peak Particle Velocity (in./sec.)	Axis (Longitudinal/Transverse/Vertical)
6/30/2023 10:00	0.0236	Transverse
7/1/2023 8:00	0.0208	Vertical
7/2/2023 20:45	0.0233	Vertical
7/3/2023 12:30	0.1977	Longitudinal
7/4/2023 20:15	0.0211	Longitudinal
7/5/2023 13:15	0.0348	Vertical
7/6/2023 10:45	0.0298	Longitudinal
7/7/2023 12:15	0.0335	Vertical
7/8/2023 12:15	0.0254	Vertical
7/9/2023 0:45	0.0227	Vertical
7/10/2023 15:15	0.0276	Longitudinal
7/11/2023 15:30	0.0273	Transverse
7/12/2023 22:45	0.022	Vertical
7/13/2023 0:30	0.022	Vertical
7/14/2023 2:30	0.0214	Vertical
7/15/2023 8:00	0.0236	Vertical
7/16/2023 16:46	0.0214	Vertical
7/17/2023 9:15	0.041	Transverse
7/18/2023 11:15	0.0239	Transverse
7/19/2023 10:30	0.0273	Transverse
7/20/2023 10:16	0.0313	Longitudinal
7/21/2023 4:45	0.0391	Longitudinal
7/22/2023 22:15	0.0307	Vertical
7/23/2023 0:00	0.0242	Vertical
7/24/2023 9:15	0.0254	Transverse
7/25/2023 15:15	0.0301	Transverse
7/26/2023 17:01	0.0248	Vertical
7/27/2023 13:47	0.0332	Longitudinal
7/28/2023 11:00	0.027	Transverse
7/29/2023 11:15	0.027	Vertical
7/30/2023 16:30	0.0217	Vertical
7/31/2023 23:45	0.036	Vertical
8/1/2023 1:00	0.0422	Transverse
8/2/2023 17:00	0.1167	Longitudinal
8/3/2023 7:15	0.0239	Vertical
8/4/2023 22:45	0.0236	Vertical
8/5/2023 9:45	0.0273	Vertical
8/6/2023 21:15	0.0223	Vertical
8/7/2023 12:30	0.0248	Vertical
8/8/2023 21:30	0.0227	Vertical
8/9/2023 16:15	0.0348	Transverse
8/10/2023 19:59	0.0292	Vertical
8/11/2023 12:45	0.0366	Longitudinal

9124 Collins Vibration Monitor - Maximum Daily Values		
Timestamp	Peak Particle Velocity (in./sec.)	Axis (Longitudinal/Transverse/Vertical)
8/12/2023 12:45	0.0282	Vertical
8/13/2023 18:30	0.027	Vertical
8/14/2023 11:00	0.0317	Transverse
8/15/2023 6:45	0.0295	Vertical
8/16/2023 13:30	0.049	Transverse
8/17/2023 0:02	0.0317	Vertical
8/18/2023 10:15	0.0251	Transverse
8/19/2023 4:15	0.0273	Vertical
8/20/2023 18:00	0.0248	Vertical
8/21/2023 13:15	0.0329	Transverse
8/22/2023 0:00	0.0245	Vertical
8/23/2023 14:45	0.0267	Vertical
8/24/2023 11:00	0.0273	Transverse
8/25/2023 1:00	0.0248	Vertical
8/26/2023 13:30	0.0354	Longitudinal
8/27/2023 19:15	0.0258	Vertical
8/28/2023 17:45	0.0261	Vertical
8/29/2023 9:15	0.0264	Vertical
8/30/2023 11:30	0.058	Longitudinal
8/31/2023 12:15	0.0279	Vertical
9/1/2023 11:15	0.0285	Vertical
9/2/2023 23:46	0.0254	Vertical
9/3/2023 10:45	0.0289	Vertical
9/4/2023 3:45	0.0289	Vertical
9/5/2023 6:01	0.0295	Vertical
9/6/2023 18:16	0.0887	Longitudinal
9/7/2023 11:45	0.0199	Vertical
9/8/2023 18:15	0.0174	Vertical
9/9/2023 23:17	0.0242	Vertical
9/10/2023 2:16	0.0276	Vertical
9/11/2023 7:30	0.0205	Transverse
9/12/2023 9:15	0.0195	Vertical
9/13/2023 16:01	0.0258	Longitudinal
9/14/2023 15:31	0.018	Transverse
9/15/2023 11:00	0.0267	Transverse
9/16/2023 6:16	0.0239	Vertical
9/17/2023 9:17	0.0254	Vertical
9/18/2023 1:59	0.0248	Vertical
9/19/2023 10:00	0.0208	Vertical
9/20/2023 16:15	0.0301	Transverse
9/21/2023 15:46	0.0853	Longitudinal
9/22/2023 1:17	0.0261	Vertical
9/23/2023 4:31	0.0267	Vertical

9124 Collins Vibration Monitor - Maximum Daily Values		
Timestamp	Peak Particle Velocity (in./sec.)	Axis (Longitudinal/Transverse/Vertical)
9/24/2023 3:02	0.0261	Vertical
9/25/2023 8:30	0.0282	Vertical
9/26/2023 15:31	0.0276	Vertical
9/27/2023 5:00	0.0254	Vertical
9/28/2023 19:30	0.027	Vertical
9/29/2023 9:45	0.0254	Vertical
9/30/2023 11:00	0.0338	Longitudinal
10/1/2023 4:01	0.0242	Vertical
10/2/2023 13:59	0.0227	Vertical
10/3/2023 8:45	0.0298	Transverse
10/4/2023 9:45	0.0248	Longitudinal
10/5/2023 11:45	0.023	Transverse
10/6/2023 6:01	0.0245	Vertical
10/7/2023 10:45	0.0208	Vertical
10/8/2023 7:30	0.0317	Vertical
10/9/2023 2:30	0.0273	Vertical
10/10/2023 7:00	0.027	Vertical
10/11/2023 10:15	0.0273	Vertical
10/12/2023 14:37	0.1105	Longitudinal
10/13/2023 22:16	0.0208	Vertical
10/14/2023 19:01	0.022	Vertical
10/15/2023 19:16	0.0211	Vertical
10/16/2023 21:00	0.0183	Vertical
10/17/2023 17:46	0.0223	Transverse
10/18/2023 18:15	0.0189	Vertical
10/19/2023 1:45	0.0261	Transverse
10/20/2023 14:57	0.1111	Longitudinal
10/21/2023 12:45	0.0543	Longitudinal
10/22/2023 15:15	0.0211	Vertical
10/23/2023 14:15	0.0379	Transverse
10/24/2023 9:00	0.0633	Transverse
10/25/2023 14:16	0.0534	Longitudinal
10/26/2023 15:15	0.0369	Vertical
10/27/2023 11:00	0.041	Transverse
10/28/2023 17:59	0.0416	Longitudinal
10/29/2023 17:03	0.0416	Longitudinal
10/30/2023 22:46	0.0329	Transverse
10/31/2023 1:15	0.0524	Transverse
11/1/2023 11:46	0.0543	Longitudinal
11/2/2023 23:32	0.0329	Vertical
11/3/2023 14:30	0.0388	Vertical
11/4/2023 17:59	0.0379	Longitudinal
11/5/2023 16:00	0.0407	Vertical

9124 Collins Vibration Monitor - Maximum Daily Values		
Timestamp	Peak Particle Velocity (in./sec.)	Axis (Longitudinal/Transverse/Vertical)
11/6/2023 17:15	0.0403	Longitudinal
11/7/2023 18:46	0.0645	Transverse
11/8/2023 8:31	0.0456	Transverse
11/9/2023 21:17	0.0642	Longitudinal
11/10/2023 20:45	0.0552	Longitudinal
11/11/2023 21:16	0.054	Longitudinal
11/12/2023 20:59	0.0621	Longitudinal
11/13/2023 13:37	0.1458	Vertical
11/14/2023 4:00	0.0534	Longitudinal
11/15/2023 10:45	0.0279	Transverse
11/16/2023 12:46	0.0528	Transverse
11/17/2023 4:15	0.027	Vertical
11/18/2023 16:15	0.032	Longitudinal
11/19/2023 3:30	0.0317	Longitudinal
11/20/2023 20:47	0.0484	Transverse
11/21/2023 10:31	0.0307	Transverse
11/22/2023 12:59	0.04	Transverse
11/23/2023 13:15	0.0292	Vertical
11/24/2023 19:30	0.0341	Vertical
11/25/2023 16:30	0.0313	Vertical
11/26/2023 8:45	0.0307	Vertical
11/27/2023 17:15	0.0313	Vertical
11/28/2023 20:45	0.0292	Longitudinal
11/29/2023 10:30	0.04	Transverse
11/30/2023 8:32	0.0332	Longitudinal
12/1/2023 8:30	0.1269	Transverse
12/2/2023 22:01	0.0233	Vertical
12/3/2023 16:31	0.0258	Vertical
12/4/2023 15:30	0.0484	Longitudinal
12/5/2023 15:16	0.0559	Transverse
12/6/2023 10:00	0.0509	Transverse
12/7/2023 12:30	0.0766	Transverse
12/8/2023 12:15	0.0546	Transverse
12/9/2023 7:15	0.0273	Vertical
12/10/2023 11:15	0.031	Vertical
12/11/2023 8:30	0.0503	Vertical
12/12/2023 12:45	0.0618	Transverse
12/13/2023 12:15	0.0422	Transverse
12/14/2023 10:59	0.0568	Transverse
12/15/2023 15:15	0.0369	Transverse
12/16/2023 10:31	0.0258	Transverse
12/17/2023 14:16	0.023	Vertical
12/18/2023 8:15	0.0332	Transverse

9124 Collins Vibration Monitor - Maximum Daily Values		
Timestamp	Peak Particle Velocity (in./sec.)	Axis (Longitudinal/Transverse/Vertical)
12/19/2023 8:15	0.0413	Transverse
12/20/2023 12:00	0.0413	Transverse
12/21/2023 8:45	0.0267	Transverse
12/22/2023 10:31	0.0227	Transverse
12/23/2023 2:15	0.0251	Longitudinal
12/24/2023 20:00	0.0242	Vertical
12/25/2023 14:30	0.0292	Vertical
12/26/2023 16:15	0.0251	Vertical
12/27/2023 12:15	0.1204	Longitudinal
12/28/2023 10:00	0.0416	Transverse
12/29/2023 20:45	0.0304	Longitudinal
12/30/2023 0:15	0.0267	Longitudinal
12/31/2023 18:45	0.0298	Longitudinal
1/1/2024 8:15	0.0285	Transverse
1/2/2024 9:32	0.0289	Transverse
1/3/2024 9:31	0.063	Transverse
1/4/2024 14:30	0.0537	Longitudinal
1/5/2024 9:15	0.0608	Transverse
1/6/2024 5:45	0.0264	Transverse
1/7/2024 8:15	0.0307	Longitudinal
1/8/2024 11:19	0.1769	Vertical
1/9/2024 8:30	0.027	Vertical
1/10/2024 2:45	0.0258	Vertical
1/11/2024 15:15	0.0822	Longitudinal
1/12/2024 12:00	0.0773	Longitudinal
1/13/2024 0:00	0.0618	Transverse
1/14/2024 12:15	0.0636	Transverse
1/15/2024 7:45	0.0667	Transverse
1/16/2024 13:46	0.0537	Longitudinal
1/17/2024 10:59	0.1216	Longitudinal
1/18/2024 10:00	0.0915	Longitudinal
1/19/2024 0:30	0.0264	Vertical
1/20/2024 14:59	0.0248	Vertical
1/21/2024 7:45	0.0264	Longitudinal
1/22/2024 10:15	0.0534	Longitudinal
1/23/2024 22:45	0.0273	Vertical
1/24/2024 9:15	0.0242	Longitudinal
1/25/2024 11:45	0.0391	Longitudinal
1/26/2024 16:45	0.0289	Vertical
1/27/2024 7:46	0.0301	Vertical
1/28/2024 10:59	0.0298	Vertical
1/29/2024 16:00	0.0394	Transverse
1/30/2024 13:45	0.036	Longitudinal

9124 Collins Vibration Monitor - Maximum Daily Values		
Timestamp	Peak Particle Velocity (in./sec.)	Axis (Longitudinal/Transverse/Vertical)
1/31/2024 22:15	0.0251	Vertical
2/1/2024 12:59	0.0379	Longitudinal
2/2/2024 4:37	0.0428	Longitudinal
2/3/2024 8:31	0.0264	Vertical
2/4/2024 9:30	0.0242	Vertical
2/5/2024 5:15	0.0233	Transverse
2/6/2024 13:30	0.036	Longitudinal
2/7/2024 10:01	0.0493	Longitudinal
2/8/2024 8:59	0.0776	Longitudinal
2/9/2024 12:30	0.0465	Longitudinal
2/10/2024 12:00	0.0254	Vertical
2/11/2024 12:00	0.0279	Vertical
2/12/2024 8:16	0.0425	Transverse
2/13/2024 1:31	0.0711	Transverse
2/14/2024 23:30	0.0403	Transverse
2/15/2024 22:59	0.0649	Transverse
2/16/2024 3:45	0.1201	Longitudinal
2/17/2024 13:45	0.0254	Vertical
2/18/2024 12:15	0.0289	Vertical
2/19/2024 7:46	0.0233	Transverse
2/20/2024 22:30	0.1282	Transverse
2/21/2024 22:16	0.1192	Longitudinal
2/22/2024 22:59	0.1303	Longitudinal
2/23/2024 4:16	0.1669	Longitudinal
2/24/2024 14:15	0.0835	Longitudinal
2/25/2024 13:15	0.0903	Longitudinal
2/26/2024 4:59	0.0847	Longitudinal
2/27/2024 22:46	0.0965	Longitudinal
2/28/2024 23:45	0.0863	Longitudinal
2/29/2024 9:15	0.0621	Transverse
3/1/2024 22:01	0.0419	Longitudinal
3/2/2024 16:01	0.0425	Longitudinal
3/3/2024 22:31	0.0425	Longitudinal
3/4/2024 14:59	0.0528	Longitudinal
3/5/2024 15:15	0.0636	Longitudinal
3/6/2024 22:59	0.0689	Longitudinal
3/7/2024 0:45	0.0701	Longitudinal
3/8/2024 11:30	0.0742	Longitudinal
3/9/2024 13:30	0.0822	Longitudinal
3/10/2024 11:59	0.0825	Longitudinal
3/11/2024 13:15	0.0981	Longitudinal
3/12/2024 12:23	0.081	Longitudinal
3/13/2024 14:30	0.0999	Longitudinal

9124 Collins Vibration Monitor - Maximum Daily Values		
Timestamp	Peak Particle Velocity (in./sec.)	Axis (Longitudinal/Transverse/Vertical)
3/14/2024 15:16	0.081	Longitudinal
3/15/2024 2:30	0.1288	Transverse
3/16/2024 11:46	0.1021	Longitudinal
3/17/2024 10:46	0.0838	Longitudinal
3/18/2024 13:45	0.0825	Longitudinal
3/19/2024 7:00	0.0782	Longitudinal
3/20/2024 5:59	0.0689	Longitudinal
3/21/2024 21:15	0.0785	Longitudinal
3/22/2024 7:30	0.081	Longitudinal
3/23/2024 9:45	0.0649	Longitudinal
3/24/2024 21:00	0.0838	Longitudinal
3/25/2024 17:16	0.0915	Longitudinal
3/26/2024 22:46	0.0838	Longitudinal
3/27/2024 18:16	0.0872	Longitudinal
3/28/2024 6:45	0.0844	Longitudinal
3/29/2024 14:00	0.0999	Longitudinal
3/30/2024 13:00	0.0903	Longitudinal
3/31/2024 11:16	0.0919	Longitudinal
4/1/2024 19:15	0.0971	Longitudinal
4/2/2024 4:15	0.0341	Longitudinal
4/3/2024 11:44	1.1578	Longitudinal
4/4/2024 9:45	0.0509	Longitudinal
4/5/2024 9:15	0.1223	Transverse
4/6/2024 23:02	0.0518	Longitudinal
4/7/2024 5:46	0.0317	Longitudinal
4/8/2024 8:49	0.1117	Longitudinal
4/9/2024 15:45	0.0531	Transverse
4/10/2024 14:15	0.0534	Longitudinal
4/11/2024 8:15	0.0462	Longitudinal
4/12/2024 4:45	0.0388	Longitudinal
4/13/2024 5:20	0.0298	Longitudinal
4/14/2024 14:30	0.032	Longitudinal
4/15/2024 20:45	0.0636	Longitudinal
4/16/2024 9:45	0.0506	Longitudinal
4/17/2024 9:31	0.0484	Transverse
4/18/2024 20:15	0.0282	Longitudinal
4/19/2024 18:30	0.0335	Vertical
4/20/2024 9:31	0.031	Longitudinal
4/21/2024 8:45	0.0382	Longitudinal
4/22/2024 9:30	0.0279	Transverse
4/23/2024 15:00	0.0524	Vertical
4/24/2024 11:59	0.0351	Longitudinal
4/25/2024 8:59	0.3094	Longitudinal



9124 Collins Vibration Monitor - Maximum Daily Values		
Timestamp	Peak Particle Velocity (in./sec.)	Axis (Longitudinal/Transverse/Vertical)
4/26/2024 9:45	0.1052	Transverse
4/27/2024 8:45	0.0317	Longitudinal
4/28/2024 23:43	0.0313	Longitudinal
4/29/2024 9:45	0.1359	Transverse
4/30/2024 2:15	0.0301	Longitudinal
5/1/2024 8:45	0.2181	Transverse
5/2/2024 14:45	0.0971	Longitudinal
5/3/2024 8:15	0.0407	Transverse
5/4/2024 11:45	0.0276	Vertical
5/5/2024 21:59	0.0369	Vertical
5/6/2024 21:16	0.0552	Vertical
5/7/2024 11:15	0.0441	Vertical
5/8/2024 5:59	0.0354	Vertical
5/9/2024 21:00	0.0416	Longitudinal
5/10/2024 7:46	0.032	Transverse
5/11/2024 5:15	0.0375	Vertical
5/12/2024 14:45	0.0295	Vertical
5/13/2024 8:31	0.0503	Longitudinal
5/14/2024 15:30	0.0379	Transverse
5/15/2024 5:30	0.0431	Vertical
5/16/2024 10:30	0.0317	Longitudinal
5/17/2024 17:45	0.031	Vertical
5/18/2024 5:45	0.0351	Vertical
5/19/2024 4:45	0.04	Vertical
5/20/2024 7:15	0.031	Vertical
5/21/2024 11:15	0.0385	Vertical
5/22/2024 5:00	0.0366	Vertical
5/23/2024 13:31	0.0391	Longitudinal
5/24/2024 5:59	0.0369	Vertical
5/25/2024 11:30	0.036	Vertical
5/26/2024 12:30	0.0344	Vertical
5/27/2024 11:00	0.0453	Vertical
5/28/2024 6:30	0.0379	Vertical
5/29/2024 5:45	0.0357	Vertical
5/30/2024 17:59	0.0462	Longitudinal
5/31/2024 7:59	0.0391	Vertical
6/1/2024 14:30	0.0357	Vertical
6/2/2024 9:30	0.0341	Vertical
6/3/2024 23:00	0.0341	Vertical
6/4/2024 10:45	0.0708	Longitudinal
6/5/2024 23:00	0.0993	Longitudinal
6/6/2024 5:15	0.2638	Longitudinal
6/7/2024 15:15	0.0624	Longitudinal

9124 Collins Vibration Monitor - Maximum Daily Values		
Timestamp	Peak Particle Velocity (in./sec.)	Axis (Longitudinal/Transverse/Vertical)
6/8/2024 5:15	0.0164	Longitudinal
6/9/2024 13:45	0.0152	Vertical
6/10/2024 7:30	0.0236	Longitudinal
6/11/2024 11:46	0.0205	Transverse
6/12/2024 6:30	0.0192	Longitudinal
6/13/2024 1:59	0.0245	Longitudinal
6/14/2024 12:34	0.1241	Longitudinal
6/15/2024 6:16	0.0475	Longitudinal
6/16/2024 4:45	0.0186	Transverse
6/17/2024 7:45	0.0223	Transverse
6/18/2024 21:00	0.0195	Longitudinal
6/19/2024 22:45	0.031	Longitudinal
6/20/2024 15:46	0.0344	Transverse
6/21/2024 8:30	0.0413	Longitudinal
6/22/2024 9:15	0.0192	Longitudinal
6/23/2024 15:45	0.0202	Longitudinal
6/24/2024 22:16	0.0177	Longitudinal
6/25/2024 11:31	0.0211	Longitudinal
6/26/2024 17:10	0.0872	Longitudinal
6/27/2024 13:30	0.0667	Longitudinal
6/28/2024 9:59	0.0261	Transverse
6/29/2024 5:16	0.018	Longitudinal
6/30/2024 1:15	0.0202	Vertical
7/1/2024 9:00	0.1921	Longitudinal
7/2/2024 9:30	0.1645	Transverse
7/3/2024 11:01	0.0326	Longitudinal
7/4/2024 3:02	0.0183	Vertical
7/5/2024 11:32	0.0348	Longitudinal
7/6/2024 5:59	0.0168	Longitudinal
7/7/2024 15:59	0.018	Vertical
7/8/2024 10:42	0.0887	Longitudinal
7/9/2024 16:37	0.0956	Longitudinal
7/10/2024 14:30	0.022	Longitudinal
7/11/2024 9:31	0.036	Longitudinal
7/12/2024 8:30	0.0304	Transverse
7/13/2024 9:45	0.022	Longitudinal
7/14/2024 14:47	0.0155	Longitudinal
7/15/2024 11:30	0.0267	Longitudinal
7/16/2024 9:15	0.0649	Longitudinal
7/17/2024 12:15	0.0531	Longitudinal
7/18/2024 8:31	0.0279	Longitudinal
7/19/2024 11:15	0.0453	Longitudinal
7/20/2024 5:45	0.0183	Longitudinal

9124 Collins Vibration Monitor - Maximum Daily Values		
Timestamp	Peak Particle Velocity (in./sec.)	Axis (Longitudinal/Transverse/Vertical)
7/21/2024 5:45	0.0195	Longitudinal
7/22/2024 9:30	0.0341	Longitudinal
7/23/2024 9:45	0.0276	Longitudinal
7/24/2024 12:16	0.05	Longitudinal
7/25/2024 10:30	0.0295	Longitudinal
7/26/2024 8:45	0.0832	Longitudinal
7/27/2024 9:59	0.0174	Longitudinal
7/28/2024 15:45	0.0168	Longitudinal

9124 Collins VM2 Vibration Monitor - Maximum Daily Values		
Timestamp	Peak Particle Velocity (in./sec.)	Axis (Longitudinal/Transverse/Vertical)
11/1/2023 12:13	0.2172	Vertical
11/2/2023 6:02	0.0338	Vertical
11/3/2023 15:32	0.0673	Longitudinal
11/4/2023 23:02	0.0264	Longitudinal
11/5/2023 9:47	0.0242	Longitudinal
11/6/2023 4:36	0.0484	Vertical
11/7/2023 15:32	0.0301	Vertical
11/8/2023 14:30	0.0509	Vertical
11/9/2023 0:01	0.0292	Vertical
11/10/2023 1:32	0.0236	Vertical
11/11/2023 0:59	0.0192	Longitudinal
11/12/2023 18:32	0.0211	Vertical
11/13/2023 14:24	0.0472	Vertical
11/14/2023 22:02	0.0459	Vertical
11/15/2023 10:32	0.0388	Vertical
11/16/2023 12:47	0.0469	Transverse
11/17/2023 9:47	0.0627	Vertical
11/18/2023 6:32	0.0146	Vertical
11/19/2023 20:32	0.0189	Vertical
11/20/2023 15:30	0.0627	Transverse
11/21/2023 12:26	0.0676	Transverse
11/22/2023 12:30	0.072	Vertical
11/23/2023 17:32	0.0146	Vertical
11/24/2023 13:32	0.018	Vertical
11/25/2023 16:15	0.0146	Vertical
11/26/2023 21:32	0.013	Vertical
11/27/2023 11:34	0.2563	Transverse
11/28/2023 9:15	0.0453	Vertical
11/29/2023 10:30	0.0521	Vertical
11/30/2023 14:45	0.0472	Vertical
12/1/2023 8:45	0.0704	Longitudinal
12/2/2023 21:15	0.0115	Vertical
12/3/2023 18:15	0.0121	Vertical
12/4/2023 14:45	0.1036	Vertical
12/5/2023 8:15	0.0695	Vertical
12/6/2023 9:00	0.0608	Vertical
12/7/2023 12:00	0.0856	Longitudinal
12/8/2023 9:00	0.0894	Vertical
12/9/2023 10:30	0.0124	Vertical
12/10/2023 8:45	0.0109	Vertical
12/11/2023 12:21	0.1521	Vertical
12/12/2023 12:15	0.0956	Vertical
12/13/2023 12:15	0.0695	Vertical

9124 Collins VM2 Vibration Monitor - Maximum Daily Values		
Timestamp	Peak Particle Velocity (in./sec.)	Axis (Longitudinal/Transverse/Vertical)
12/14/2023 9:30	0.0878	Vertical
12/15/2023 15:15	0.0354	Vertical
12/16/2023 5:45	0.0102	Vertical
12/17/2023 1:15	0.0096	Vertical
12/18/2023 12:59	0.0487	Longitudinal
12/19/2023 9:30	0.0462	Transverse
12/20/2023 11:15	0.0456	Vertical
12/21/2023 11:45	0.0348	Vertical
12/22/2023 14:31	0.0341	Longitudinal
12/23/2023 2:15	0.0106	Vertical
12/24/2023 6:01	0.0102	Vertical
12/25/2023 13:30	0.0102	Vertical
12/26/2023 13:16	0.0208	Vertical
12/27/2023 12:45	0.0289	Vertical
12/28/2023 10:00	0.0968	Vertical
12/29/2023 10:00	0.0146	Vertical
12/30/2023 0:16	0.0112	Vertical
12/31/2023 21:30	0.0189	Vertical
1/1/2024 5:00	0.0121	Vertical
1/2/2024 9:15	0.0596	Vertical
1/3/2024 11:45	0.036	Vertical
1/4/2024 10:30	0.0797	Vertical
1/5/2024 9:30	0.0546	Vertical
1/6/2024 11:00	0.0106	Vertical
1/7/2024 8:15	0.0124	Vertical
1/8/2024 11:33	0.072	Vertical
1/9/2024 8:15	0.0323	Vertical
1/10/2024 14:45	0.0317	Vertical
1/11/2024 16:30	0.0403	Transverse
1/12/2024 12:45	0.0227	Vertical
1/13/2024 12:15	0.0149	Vertical
1/14/2024 0:15	0.0152	Longitudinal
1/15/2024 15:00	0.0304	Vertical
1/16/2024 14:00	0.0177	Vertical
1/17/2024 11:00	0.0487	Vertical
1/18/2024 12:15	0.0971	Vertical
1/19/2024 14:45	0.054	Vertical
1/20/2024 6:00	0.0245	Longitudinal
1/21/2024 16:30	0.0112	Vertical
1/22/2024 11:45	10.0003	Transverse
1/23/2024 9:00	0.2855	Transverse
1/24/2024 12:00	0.17	Transverse
1/25/2024 10:45	0.0189	Vertical

9124 Collins VM2 Vibration Monitor - Maximum Daily Values		
Timestamp	Peak Particle Velocity (in./sec.)	Axis (Longitudinal/Transverse/Vertical)
1/26/2024 9:30	0.0521	Vertical
1/27/2024 8:15	0.0109	Vertical
1/28/2024 15:30	0.0121	Vertical
1/29/2024 9:30	0.0593	Vertical
1/30/2024 14:15	0.022	Vertical
1/31/2024 8:16	0.0375	Vertical
2/1/2024 11:45	0.0292	Vertical
2/2/2024 13:15	0.0419	Vertical
2/3/2024 5:16	0.0112	Vertical
2/4/2024 11:31	0.0106	Vertical
2/5/2024 6:01	0.0273	Vertical
2/6/2024 12:00	0.0223	Vertical
2/7/2024 12:30	0.059	Vertical
2/8/2024 13:46	0.0279	Vertical
2/9/2024 10:45	0.0323	Vertical
2/10/2024 12:59	0.0109	Vertical
2/11/2024 13:30	0.0121	Vertical
2/12/2024 11:15	0.0695	Vertical
2/13/2024 15:30	0.0217	Vertical
2/14/2024 12:45	0.0285	Vertical
2/15/2024 14:46	0.022	Transverse
2/16/2024 13:31	0.0481	Vertical
2/17/2024 6:01	0.0127	Vertical
2/18/2024 5:46	0.013	Vertical
2/19/2024 10:46	0.0109	Vertical
2/20/2024 8:45	0.0292	Vertical
2/21/2024 0:31	0.0351	Vertical
2/22/2024 23:00	0.0273	Vertical
2/23/2024 13:16	0.0332	Transverse
2/24/2024 5:31	0.0121	Vertical
2/25/2024 7:30	0.0115	Vertical
2/26/2024 11:45	0.0202	Vertical
2/27/2024 15:46	0.0329	Vertical
2/28/2024 12:45	0.0391	Vertical
2/29/2024 14:31	0.0493	Vertical
3/1/2024 16:16	0.0304	Vertical
3/2/2024 5:30	0.0118	Vertical
3/3/2024 11:30	0.0112	Vertical
3/4/2024 22:16	0.0155	Vertical
3/5/2024 16:16	0.0161	Vertical
3/6/2024 16:31	0.0202	Vertical
3/7/2024 11:45	0.031	Vertical
3/8/2024 16:30	0.0171	Vertical

9124 Collins VM2 Vibration Monitor - Maximum Daily Values		
Timestamp	Peak Particle Velocity (in./sec.)	Axis (Longitudinal/Transverse/Vertical)
3/9/2024 5:01	0.013	Vertical
3/10/2024 0:46	0.0127	Vertical
3/11/2024 10:00	0.0298	Vertical
3/12/2024 16:45	0.0183	Vertical
3/13/2024 16:31	0.0202	Vertical
3/14/2024 16:46	0.0202	Vertical
3/15/2024 16:46	0.0158	Vertical
3/16/2024 23:00	0.0121	Vertical
3/17/2024 9:15	0.0118	Vertical
3/18/2024 16:45	0.0211	Vertical
3/19/2024 0:32	0.0115	Vertical
3/20/2024 7:59	0.0332	Vertical
3/21/2024 10:31	0.022	Vertical
3/22/2024 13:00	0.0195	Vertical
3/23/2024 12:30	0.0217	Longitudinal
3/24/2024 21:00	0.0143	Vertical
3/25/2024 16:00	0.0174	Transverse
3/26/2024 7:30	0.0301	Transverse
3/27/2024 14:30	0.0897	Transverse
3/28/2024 18:30	0.0313	Vertical
3/29/2024 13:59	0.014	Vertical
3/30/2024 6:15	0.0121	Vertical
3/31/2024 13:45	0.0118	Vertical
4/1/2024 9:00	0.0164	Longitudinal
4/2/2024 11:45	0.0357	Vertical
4/3/2024 11:00	0.0279	Vertical
4/4/2024 12:30	0.0419	Vertical
4/5/2024 9:15	0.0369	Vertical
4/6/2024 12:45	0.0385	Vertical
4/7/2024 5:30	0.0124	Vertical
4/8/2024 8:45	0.0375	Vertical
4/9/2024 16:30	0.0195	Vertical
4/10/2024 11:30	0.0419	Vertical
4/11/2024 16:45	0.0304	Vertical
4/12/2024 16:11	0.0369	Vertical
4/13/2024 10:30	0.0416	Longitudinal
4/14/2024 0:45	0.0161	Vertical
4/15/2024 9:15	0.0245	Longitudinal
4/16/2024 9:00	0.0782	Vertical
4/17/2024 9:30	0.022	Longitudinal
4/18/2024 18:00	0.0487	Vertical
4/19/2024 13:45	0.014	Vertical
4/20/2024 17:01	0.013	Vertical

9124 Collins VM2 Vibration Monitor - Maximum Daily Values		
Timestamp	Peak Particle Velocity (in./sec.)	Axis (Longitudinal/Transverse/Vertical)
4/21/2024 14:30	0.0133	Vertical
4/22/2024 11:24	0.0214	Vertical
4/23/2024 15:00	0.0208	Vertical
4/24/2024 12:00	0.0192	Vertical
4/25/2024 9:00	0.0537	Vertical
4/26/2024 10:00	0.031	Transverse
4/27/2024 1:59	0.0099	Vertical
4/28/2024 21:45	0.0133	Vertical
4/29/2024 9:45	0.036	Vertical
4/30/2024 16:30	0.0251	Vertical
5/1/2024 12:45	0.0379	Vertical
5/2/2024 13:59	0.0276	Vertical
5/3/2024 17:00	0.0385	Vertical
5/4/2024 1:00	0.0102	Vertical
5/5/2024 22:00	0.0195	Transverse
5/6/2024 8:30	0.0326	Vertical
5/7/2024 11:16	0.0543	Vertical
5/8/2024 6:00	0.0164	Vertical
5/9/2024 16:00	0.0469	Vertical
5/10/2024 9:16	0.0341	Vertical
5/11/2024 5:15	0.0189	Vertical
5/12/2024 12:30	0.0174	Vertical
5/13/2024 12:31	0.041	Vertical
5/14/2024 8:30	0.0354	Vertical
5/15/2024 9:05	0.0208	Vertical
5/16/2024 20:46	0.0189	Vertical
5/17/2024 8:31	0.0338	Vertical
5/18/2024 15:45	0.0242	Vertical
5/19/2024 4:45	0.023	Vertical
5/20/2024 17:30	0.0217	Vertical
5/21/2024 11:15	0.0509	Vertical
5/22/2024 9:00	0.0261	Transverse
5/23/2024 10:46	0.0512	Vertical
5/24/2024 13:16	0.045	Vertical
5/25/2024 7:59	0.022	Vertical
5/26/2024 22:30	0.0214	Vertical
5/27/2024 11:01	0.0258	Vertical
5/28/2024 8:15	0.0524	Vertical
5/29/2024 20:16	0.0254	Vertical
5/30/2024 6:45	0.0217	Vertical
5/31/2024 11:46	0.0264	Vertical
6/1/2024 5:30	0.0227	Vertical
6/2/2024 12:00	0.0217	Vertical



9124 Collins VM2 Vibration Monitor - Maximum Daily Values		
Timestamp	Peak Particle Velocity (in./sec.)	Axis (Longitudinal/Transverse/Vertical)
6/3/2024 11:00	0.0227	Longitudinal
6/4/2024 10:45	0.0227	Longitudinal
6/5/2024 17:15	0.022	Vertical
6/6/2024 4:45	0.045	Vertical
6/7/2024 13:45	0.0363	Vertical
6/8/2024 14:15	0.0118	Vertical
6/9/2024 22:15	0.0121	Vertical
6/10/2024 16:45	0.0906	Vertical
6/11/2024 11:45	0.0251	Vertical
6/12/2024 10:15	0.0211	Vertical
6/13/2024 17:28	0.0906	Transverse
6/14/2024 11:00	0.0884	Vertical
6/15/2024 6:15	0.0168	Transverse
6/16/2024 9:45	0.0112	Vertical
6/17/2024 16:45	0.0106	Vertical
6/18/2024 14:30	0.0397	Vertical
6/19/2024 9:00	0.0264	Vertical
6/20/2024 16:45	0.0478	Transverse
6/21/2024 8:47	0.0282	Vertical
6/24/2024 16:45	0.0254	Transverse
6/25/2024 13:45	0.0227	Longitudinal
6/26/2024 11:30	0.0394	Vertical
6/27/2024 11:22	0.0329	Longitudinal
6/28/2024 13:00	0.022	Longitudinal
6/29/2024 9:15	0.0112	Vertical
6/30/2024 18:45	0.0093	Vertical
7/1/2024 9:00	0.0317	Vertical
7/2/2024 13:45	0.0254	Vertical
7/3/2024 10:45	0.0459	Longitudinal
7/4/2024 9:30	0.0096	Longitudinal
7/5/2024 17:00	0.0295	Longitudinal
7/6/2024 11:45	0.0168	Vertical
7/7/2024 15:15	0.0112	Vertical
7/8/2024 10:45	0.0199	Vertical
7/9/2024 13:31	0.0202	Vertical
7/10/2024 13:46	0.0158	Vertical
7/11/2024 14:45	0.0509	Longitudinal
7/12/2024 16:46	0.0106	Vertical
7/13/2024 16:00	0.0121	Vertical
7/14/2024 22:46	0.0099	Vertical
7/15/2024 10:16	0.0164	Transverse
7/16/2024 17:31	0.0295	Vertical
7/17/2024 16:30	0.0391	Transverse

9124 Collins VM2 Vibration Monitor - Maximum Daily Values		
Timestamp	Peak Particle Velocity (in./sec.)	Axis (Longitudinal/Transverse/Vertical)
7/18/2024 16:46	0.0192	Vertical
7/19/2024 9:00	0.0214	Vertical
7/20/2024 16:01	0.0112	Vertical
7/21/2024 8:31	0.0099	Vertical
7/22/2024 9:30	0.0127	Vertical
7/23/2024 9:01	0.0223	Vertical
7/24/2024 11:45	0.0248	Vertical
7/25/2024 18:45	0.0304	Longitudinal
7/26/2024 17:01	0.0087	Vertical
7/27/2024 13:59	0.0124	Vertical
7/28/2024 10:15	0.0099	Vertical

9140 Collins Vibration Monitor - Maximum Daily Values		
Timestamp	Peak Particle Velocity (in./sec.)	Axis (Longitudinal/Transverse/Vertical)
2/21/2023 13:30	0.0174	Longitudinal
2/22/2023 7:15	0.023	Longitudinal
2/23/2023 22:45	0.0313	Longitudinal
2/24/2023 9:00	0.0298	Longitudinal
2/25/2023 17:45	0.0273	Longitudinal
2/26/2023 15:30	0.0282	Longitudinal
2/27/2023 18:30	0.085	Longitudinal
2/28/2023 18:00	0.0422	Longitudinal
3/1/2023 15:15	0.0292	Transverse
3/2/2023 12:45	0.0264	Longitudinal
3/3/2023 9:15	0.036	Transverse
3/4/2023 15:00	0.0422	Transverse
3/5/2023 20:00	0.0168	Vertical
3/6/2023 10:53	0.04	Transverse
3/7/2023 15:00	0.0447	Longitudinal
3/8/2023 18:00	0.0354	Longitudinal
3/9/2023 14:00	0.0416	Longitudinal
3/10/2023 9:15	0.0472	Transverse
3/11/2023 10:15	0.0258	Transverse
3/12/2023 22:30	0.0459	Longitudinal
3/13/2023 10:30	0.0357	Longitudinal
3/14/2023 16:00	0.0596	Longitudinal
3/15/2023 9:15	0.0369	Transverse
3/16/2023 14:30	0.0431	Vertical
3/17/2023 20:45	0.0251	Longitudinal
3/18/2023 20:30	0.0301	Longitudinal
3/19/2023 13:00	0.0673	Transverse
3/20/2023 11:30	0.0335	Transverse
3/21/2023 14:30	0.1027	Transverse
3/22/2023 9:30	0.0338	Transverse
3/23/2023 18:45	0.0279	Longitudinal
3/24/2023 18:00	0.0344	Longitudinal
3/25/2023 17:30	0.0304	Transverse
3/26/2023 22:15	0.0205	Vertical
3/27/2023 10:45	0.0214	Transverse
3/28/2023 17:15	0.0164	Vertical
3/29/2023 9:15	0.0183	Longitudinal
3/30/2023 12:45	0.0726	Transverse
3/31/2023 9:15	0.045	Transverse
4/1/2023 21:30	0.0962	Transverse
4/2/2023 15:45	0.1763	Transverse
4/3/2023 10:00	0.0639	Longitudinal
4/4/2023 12:15	0.1806	Transverse

9140 Collins Vibration Monitor - Maximum Daily Values		
Timestamp	Peak Particle Velocity (in./sec.)	Axis (Longitudinal/Transverse/Vertical)
4/5/2023 6:45	0.0307	Longitudinal
4/6/2023 1:15	0.1431	Transverse
4/7/2023 16:00	0.1986	Transverse
4/8/2023 19:30	0.0788	Transverse
4/9/2023 1:51	0.4338	Transverse
4/10/2023 10:18	0.3686	Transverse
4/11/2023 21:41	0.5058	Transverse
4/12/2023 11:27	0.7416	Transverse
4/13/2023 10:24	0.7693	Transverse
4/14/2023 22:23	2.0639	Transverse
4/15/2023 0:44	2.0341	Transverse
4/16/2023 9:39	0.642	Transverse
4/17/2023 11:42	0.8754	Transverse
4/18/2023 17:53	1.0675	Transverse
4/19/2023 7:27	0.8139	Transverse
4/20/2023 8:30	0.0317	Transverse
4/21/2023 13:45	0.0164	Vertical
4/22/2023 8:59	0.0245	Longitudinal
4/23/2023 4:45	0.0174	Vertical
4/24/2023 4:31	0.0447	Transverse
4/25/2023 4:45	0.0239	Transverse
4/26/2023 7:45	0.0332	Longitudinal
4/27/2023 10:45	0.0289	Longitudinal
4/28/2023 6:45	0.135	Longitudinal
4/29/2023 12:15	0.0264	Longitudinal
4/30/2023 12:45	0.0254	Longitudinal
5/1/2023 4:15	0.0372	Transverse
5/2/2023 3:45	0.0276	Longitudinal
5/3/2023 8:15	0.0354	Longitudinal
5/4/2023 2:45	0.0279	Transverse
5/5/2023 2:15	0.0552	Transverse
5/6/2023 16:46	0.0233	Longitudinal
5/7/2023 17:30	0.0195	Longitudinal
5/8/2023 10:15	0.0329	Transverse
5/9/2023 8:00	0.0239	Vertical
5/10/2023 18:32	0.027	Vertical
5/11/2023 14:30	0.0341	Longitudinal
5/12/2023 8:00	0.0295	Transverse
5/13/2023 18:15	0.0211	Vertical
5/14/2023 7:30	0.0208	Vertical
5/15/2023 12:45	0.0441	Vertical
5/16/2023 13:45	0.0195	Longitudinal
5/17/2023 1:30	0.0295	Longitudinal

9140 Collins Vibration Monitor - Maximum Daily Values		
Timestamp	Peak Particle Velocity (in./sec.)	Axis (Longitudinal/Transverse/Vertical)
5/18/2023 10:30	0.0174	Transverse
5/19/2023 10:15	0.0251	Transverse
5/20/2023 16:30	0.0304	Vertical
5/21/2023 7:30	0.0189	Vertical
5/22/2023 12:15	0.0344	Vertical
5/23/2023 10:45	0.0149	Vertical
5/24/2023 17:15	0.018	Vertical
5/25/2023 10:30	0.0177	Longitudinal
5/26/2023 18:15	0.027	Transverse
5/27/2023 10:45	0.0171	Vertical
5/28/2023 22:00	0.0236	Vertical
5/29/2023 8:15	0.0261	Transverse
5/30/2023 9:45	0.0236	Vertical
5/31/2023 23:30	0.0239	Transverse
6/1/2023 8:30	0.0419	Transverse
6/2/2023 12:00	0.0521	Transverse
6/3/2023 13:30	0.0192	Vertical
6/4/2023 15:15	0.0174	Vertical
6/5/2023 10:45	0.0341	Transverse
6/6/2023 18:31	0.0242	Transverse
6/7/2023 18:32	0.0177	Vertical
6/8/2023 9:15	0.0189	Longitudinal
6/9/2023 12:46	0.1148	Vertical
6/10/2023 17:17	0.0205	Vertical
6/11/2023 19:59	0.0177	Vertical
6/12/2023 10:45	0.0323	Transverse
6/13/2023 16:00	0.0251	Vertical
6/14/2023 13:45	0.0307	Vertical
6/15/2023 17:00	0.0195	Vertical
6/16/2023 10:30	0.0233	Transverse
6/17/2023 11:00	0.0571	Longitudinal
6/18/2023 23:15	0.0239	Longitudinal
6/19/2023 8:30	0.0363	Vertical
6/20/2023 19:30	0.0189	Transverse
6/21/2023 17:15	0.0375	Vertical
6/22/2023 23:15	0.0158	Vertical
6/23/2023 10:15	0.0292	Vertical
6/24/2023 15:46	0.0301	Vertical
6/25/2023 7:31	0.0171	Vertical
6/26/2023 10:45	0.0419	Vertical
6/27/2023 12:00	0.0304	Vertical
6/28/2023 1:45	0.0391	Longitudinal
6/29/2023 8:59	0.0155	Vertical

9140 Collins Vibration Monitor - Maximum Daily Values		
Timestamp	Peak Particle Velocity (in./sec.)	Axis (Longitudinal/Transverse/Vertical)
6/30/2023 10:00	0.0375	Transverse
7/1/2023 0:00	0.0149	Vertical
7/2/2023 22:00	0.0195	Vertical
7/3/2023 12:33	0.0906	Transverse
7/4/2023 20:15	0.0202	Vertical
7/5/2023 9:45	0.0164	Transverse
7/6/2023 11:30	0.0456	Vertical
7/7/2023 10:45	0.0307	Vertical
7/8/2023 13:15	0.018	Vertical
7/9/2023 8:02	0.0211	Vertical
7/10/2023 8:17	0.0267	Vertical
7/11/2023 21:15	0.0285	Vertical
7/12/2023 19:59	0.0335	Vertical
7/13/2023 10:00	0.0239	Vertical
7/14/2023 10:30	0.0239	Transverse
7/15/2023 16:17	0.0202	Vertical
7/16/2023 7:15	0.0208	Vertical
7/17/2023 9:15	0.0323	Vertical
7/18/2023 13:00	0.0192	Vertical
7/19/2023 14:45	0.0655	Transverse
7/20/2023 6:47	0.0149	Vertical
7/21/2023 5:17	0.0372	Longitudinal
7/22/2023 16:17	0.0258	Vertical
7/23/2023 20:45	0.0261	Vertical
7/24/2023 9:15	0.0261	Vertical
7/25/2023 16:02	0.0394	Vertical
7/26/2023 13:59	0.0211	Transverse
7/27/2023 13:30	0.0276	Transverse
7/28/2023 9:45	0.0192	Transverse
7/29/2023 15:02	0.0186	Vertical
7/30/2023 23:00	0.0223	Longitudinal
7/31/2023 23:45	0.0403	Transverse
8/1/2023 1:00	0.0649	Transverse
8/2/2023 16:30	0.0676	Longitudinal
8/3/2023 12:05	0.0313	Transverse
8/4/2023 10:30	0.0254	Vertical
8/5/2023 18:45	0.018	Vertical
8/6/2023 21:15	0.0202	Vertical
8/7/2023 10:45	0.0289	Transverse
8/8/2023 19:30	0.0332	Vertical
8/9/2023 16:15	0.0438	Vertical
8/10/2023 12:15	0.0341	Vertical
8/11/2023 10:15	0.0633	Vertical

9140 Collins Vibration Monitor - Maximum Daily Values		
Timestamp	Peak Particle Velocity (in./sec.)	Axis (Longitudinal/Transverse/Vertical)
8/12/2023 15:45	0.0245	Vertical
8/13/2023 9:45	0.0211	Vertical
8/14/2023 8:45	0.0317	Vertical
8/15/2023 8:47	0.0341	Vertical
8/16/2023 13:30	0.045	Vertical
8/17/2023 12:30	0.0422	Vertical
8/18/2023 10:15	0.0369	Transverse
8/19/2023 4:15	0.0205	Vertical
8/20/2023 16:47	0.0239	Vertical
8/21/2023 10:45	0.0326	Transverse
8/22/2023 16:01	0.0273	Longitudinal
8/23/2023 10:15	0.0267	Vertical
8/24/2023 10:45	0.0298	Vertical
8/25/2023 13:30	0.0217	Vertical
8/26/2023 13:45	0.0239	Transverse
8/27/2023 19:17	0.0174	Vertical
8/28/2023 10:45	0.0317	Transverse
8/29/2023 19:45	0.022	Longitudinal
8/30/2023 10:00	0.0254	Transverse
8/31/2023 14:15	0.0202	Longitudinal
9/1/2023 9:45	0.0317	Transverse
9/2/2023 19:45	0.0186	Transverse
9/3/2023 15:31	0.0202	Vertical
9/4/2023 15:15	0.0192	Vertical
9/5/2023 17:31	0.0158	Vertical
9/6/2023 21:00	0.0217	Longitudinal
9/7/2023 7:31	0.0189	Longitudinal
9/8/2023 10:45	0.0258	Transverse
9/9/2023 19:15	0.0177	Transverse
9/10/2023 13:59	0.0223	Vertical
9/11/2023 15:45	0.0264	Longitudinal
9/12/2023 18:30	0.0149	Vertical
9/13/2023 16:16	0.0369	Vertical
9/14/2023 15:16	0.0195	Vertical
9/15/2023 13:12	0.0515	Vertical
9/16/2023 10:45	0.0155	Vertical
9/17/2023 12:00	0.0199	Vertical
9/18/2023 7:47	0.027	Transverse
9/19/2023 0:15	0.0124	Vertical
9/20/2023 13:59	0.0723	Transverse
9/21/2023 15:44	0.0658	Transverse
9/22/2023 16:02	0.0279	Longitudinal
9/23/2023 11:45	0.031	Transverse

9140 Collins Vibration Monitor - Maximum Daily Values		
Timestamp	Peak Particle Velocity (in./sec.)	Axis (Longitudinal/Transverse/Vertical)
9/24/2023 22:45	0.0254	Transverse
9/25/2023 7:46	0.0341	Vertical
9/26/2023 10:45	0.0242	Transverse
9/27/2023 10:45	0.0289	Transverse
9/28/2023 13:35	0.0711	Transverse
9/29/2023 9:45	0.0254	Transverse
9/30/2023 19:16	0.0242	Transverse
10/1/2023 15:01	0.0164	Vertical
10/2/2023 7:46	0.0313	Transverse
10/3/2023 8:45	0.0292	Transverse
10/4/2023 10:15	0.0267	Transverse
10/5/2023 22:00	0.0183	Transverse
10/6/2023 10:15	0.0217	Transverse
10/7/2023 17:30	0.0289	Transverse
10/8/2023 19:15	0.0267	Longitudinal
10/9/2023 8:00	0.0438	Vertical
10/10/2023 1:15	0.0351	Transverse
10/11/2023 15:01	0.0155	Vertical
10/12/2023 16:00	0.0341	Vertical
10/13/2023 8:31	0.0292	Longitudinal
10/14/2023 10:30	0.0199	Longitudinal
10/15/2023 21:15	0.0223	Vertical
10/16/2023 8:00	0.0279	Vertical
10/17/2023 16:46	0.0428	Longitudinal
10/18/2023 18:15	0.0137	Vertical
10/19/2023 1:45	0.0289	Vertical
10/20/2023 15:05	0.0611	Vertical
10/21/2023 14:31	0.0307	Vertical
10/22/2023 19:45	0.0208	Vertical
10/23/2023 7:46	0.0456	Vertical
10/24/2023 13:15	0.041	Longitudinal
10/25/2023 17:15	0.0267	Longitudinal
10/26/2023 15:30	0.0313	Vertical
10/27/2023 3:30	0.0248	Vertical
10/28/2023 7:30	0.027	Longitudinal
10/29/2023 11:45	0.0245	Vertical
10/30/2023 7:59	0.0289	Vertical
10/31/2023 1:59	0.032	Vertical
11/1/2023 3:01	0.0323	Vertical
11/2/2023 3:00	0.0251	Vertical
11/3/2023 10:30	0.0261	Vertical
11/4/2023 13:45	0.1002	Longitudinal
11/5/2023 12:45	0.0258	Vertical



9140 Collins Vibration Monitor - Maximum Daily Values		
Timestamp	Peak Particle Velocity (in./sec.)	Axis (Longitudinal/Transverse/Vertical)
11/6/2023 7:45	0.0385	Transverse
11/7/2023 18:45	0.0335	Vertical
11/8/2023 8:45	0.0431	Transverse
11/9/2023 5:31	0.0292	Vertical
11/10/2023 20:45	0.0313	Vertical
11/11/2023 14:30	0.0298	Vertical
11/12/2023 0:59	0.0295	Vertical
11/13/2023 7:45	0.0372	Transverse
11/14/2023 7:15	0.0285	Vertical
11/15/2023 10:46	0.0351	Transverse
11/16/2023 11:30	0.0254	Transverse
11/17/2023 4:15	0.0192	Vertical
11/18/2023 16:30	0.0338	Transverse
11/19/2023 14:59	0.022	Vertical
11/20/2023 11:15	0.0372	Transverse
11/21/2023 4:59	0.023	Vertical
11/22/2023 10:22	0.0506	Transverse
11/23/2023 17:32	0.0242	Vertical
11/24/2023 19:45	0.0304	Vertical
11/25/2023 15:15	0.0264	Vertical
11/26/2023 13:32	0.027	Vertical
11/27/2023 11:48	0.0462	Longitudinal
11/28/2023 20:45	0.0233	Vertical
11/29/2023 19:15	0.0251	Vertical
11/30/2023 11:45	0.0242	Transverse
12/1/2023 8:45	0.0453	Vertical
12/2/2023 16:59	0.0205	Transverse
12/3/2023 6:15	0.0332	Vertical
12/4/2023 23:45	0.0518	Vertical
12/5/2023 22:16	0.0524	Vertical
12/6/2023 10:46	0.0462	Vertical
12/7/2023 12:00	0.0338	Vertical
12/8/2023 10:02	0.0366	Vertical
12/9/2023 5:45	0.0372	Vertical
12/10/2023 11:15	0.0223	Vertical
12/11/2023 8:15	0.0307	Transverse
12/12/2023 12:30	0.0574	Vertical
12/13/2023 10:31	0.0245	Vertical
12/14/2023 11:45	0.0407	Vertical
12/15/2023 10:01	0.0233	Vertical
12/16/2023 10:01	0.0199	Vertical
12/17/2023 14:30	0.0174	Vertical
12/18/2023 8:15	0.0394	Transverse

9140 Collins Vibration Monitor - Maximum Daily Values		
Timestamp	Peak Particle Velocity (in./sec.)	Axis (Longitudinal/Transverse/Vertical)
12/19/2023 16:45	0.0211	Transverse
12/20/2023 12:00	0.0211	Vertical
12/21/2023 10:59	0.0227	Longitudinal
12/22/2023 14:45	0.0534	Vertical
12/23/2023 20:59	0.0195	Vertical
12/24/2023 20:00	0.0192	Vertical
12/25/2023 10:01	0.0168	Vertical
12/26/2023 8:59	0.036	Transverse
12/27/2023 4:00	0.0329	Vertical
12/28/2023 17:47	0.0186	Vertical
12/29/2023 17:16	0.0223	Vertical
12/30/2023 16:00	0.0227	Longitudinal
12/31/2023 17:15	0.0217	Vertical
1/1/2024 8:15	0.0329	Vertical
1/2/2024 19:30	0.0484	Vertical
1/3/2024 10:30	0.0282	Vertical
1/4/2024 8:15	0.0329	Transverse
1/5/2024 9:15	0.0273	Vertical
1/6/2024 20:45	0.0214	Vertical
1/7/2024 8:15	0.022	Vertical
1/8/2024 8:15	0.0242	Transverse
1/9/2024 6:31	0.3621	Vertical
1/10/2024 2:45	0.022	Vertical
1/11/2024 22:01	0.0254	Transverse
1/12/2024 5:15	0.0593	Transverse
1/13/2024 15:15	0.0372	Vertical
1/14/2024 22:31	0.0351	Vertical
1/15/2024 8:00	0.0344	Transverse
1/16/2024 13:46	0.0692	Vertical
1/17/2024 8:15	0.0661	Vertical
1/18/2024 11:15	0.0797	Vertical
1/19/2024 21:15	0.0524	Vertical
1/20/2024 12:15	0.0323	Vertical
1/21/2024 23:45	0.0565	Vertical
1/22/2024 1:45	0.0816	Vertical
1/23/2024 22:45	0.0217	Vertical
1/24/2024 21:45	0.0273	Vertical
1/25/2024 11:30	0.0344	Vertical
1/26/2024 10:45	0.0413	Vertical
1/27/2024 16:30	0.0236	Vertical
1/28/2024 1:30	0.0264	Vertical
1/29/2024 8:00	0.0397	Vertical
1/30/2024 16:15	0.0267	Vertical

9140 Collins Vibration Monitor - Maximum Daily Values		
Timestamp	Peak Particle Velocity (in./sec.)	Axis (Longitudinal/Transverse/Vertical)
1/31/2024 8:15	0.0233	Vertical
2/1/2024 7:45	0.0351	Transverse
2/2/2024 10:00	0.031	Transverse
2/3/2024 12:00	0.0285	Vertical
2/4/2024 16:45	0.1012	Vertical
2/5/2024 19:30	0.0341	Vertical
2/6/2024 8:00	0.0273	Vertical
2/7/2024 22:00	0.0965	Vertical
2/8/2024 20:59	0.0462	Vertical
2/9/2024 5:45	0.0394	Vertical
2/10/2024 21:45	0.0205	Vertical
2/11/2024 16:45	0.0217	Vertical
2/12/2024 8:15	0.0493	Vertical
2/13/2024 20:15	0.0906	Vertical
2/14/2024 21:45	0.0195	Vertical
2/15/2024 18:31	0.0233	Vertical
2/16/2024 18:18	0.0279	Transverse
2/17/2024 0:30	0.0202	Vertical
2/18/2024 10:00	0.0199	Vertical
2/19/2024 7:45	0.0338	Vertical
2/20/2024 5:30	0.1182	Vertical
2/21/2024 22:16	0.1992	Transverse
2/22/2024 22:59	0.1471	Vertical
2/23/2024 4:30	0.1834	Longitudinal
2/24/2024 12:45	0.0903	Vertical
2/25/2024 11:30	0.0509	Vertical
2/26/2024 23:15	0.1046	Vertical
2/27/2024 0:45	0.0667	Vertical
2/28/2024 2:45	0.0624	Longitudinal
2/29/2024 8:15	0.0555	Vertical
3/1/2024 22:00	0.1157	Vertical
3/2/2024 13:46	0.0385	Vertical
3/3/2024 11:45	0.0354	Vertical
3/4/2024 8:59	0.0515	Vertical
3/5/2024 6:00	0.0338	Vertical
3/6/2024 10:00	0.0605	Transverse
3/7/2024 16:30	0.0403	Vertical
3/8/2024 0:30	0.0363	Vertical
3/9/2024 0:59	0.0326	Transverse
3/10/2024 5:45	0.1086	Vertical
3/11/2024 13:59	0.0621	Transverse
3/12/2024 11:16	0.0729	Transverse
3/13/2024 10:16	0.0332	Vertical

9140 Collins Vibration Monitor - Maximum Daily Values		
Timestamp	Peak Particle Velocity (in./sec.)	Axis (Longitudinal/Transverse/Vertical)
3/14/2024 5:45	0.0391	Transverse
3/15/2024 15:45	0.1502	Vertical
3/16/2024 3:01	0.1145	Vertical
3/17/2024 9:15	0.036	Vertical
3/18/2024 1:15	0.0363	Vertical
3/19/2024 17:59	0.0379	Vertical
3/20/2024 5:59	0.0379	Vertical
3/21/2024 21:15	0.0403	Vertical
3/22/2024 18:16	0.113	Vertical
3/23/2024 18:30	0.0351	Transverse
3/24/2024 10:16	0.0413	Transverse
3/25/2024 5:45	0.045	Transverse
3/26/2024 11:59	0.1974	Vertical
3/27/2024 8:45	0.0413	Transverse
3/28/2024 6:31	0.0422	Vertical
3/29/2024 13:59	0.0403	Vertical
3/30/2024 8:30	0.0388	Vertical
3/31/2024 22:30	0.1502	Vertical
4/1/2024 10:47	0.0363	Vertical
4/2/2024 21:15	0.0329	Longitudinal
4/3/2024 11:01	0.0379	Transverse
4/4/2024 1:15	0.0292	Vertical
4/5/2024 9:15	0.0714	Vertical
4/6/2024 8:45	0.036	Vertical
4/7/2024 13:59	0.032	Vertical
4/8/2024 8:45	0.0689	Vertical
4/9/2024 20:15	0.0307	Vertical
4/10/2024 0:15	0.0295	Vertical
4/11/2024 21:30	0.0279	Vertical
4/12/2024 12:30	0.0295	Vertical
4/13/2024 12:30	0.0292	Vertical
4/14/2024 14:45	0.0329	Vertical
4/15/2024 9:43	0.0357	Transverse
4/16/2024 15:15	0.0438	Vertical
4/17/2024 9:30	0.0298	Vertical
4/18/2024 21:15	0.0282	Vertical
4/19/2024 18:30	0.031	Vertical
4/20/2024 5:59	0.0273	Vertical
4/21/2024 13:30	0.0301	Vertical
4/22/2024 21:45	0.0285	Vertical
4/23/2024 5:15	0.0332	Vertical
4/24/2024 21:59	0.031	Vertical
4/25/2024 11:59	0.2563	Vertical

9140 Collins Vibration Monitor - Maximum Daily Values		
Timestamp	Peak Particle Velocity (in./sec.)	Axis (Longitudinal/Transverse/Vertical)
4/26/2024 13:30	0.0735	Vertical
4/27/2024 9:00	0.0344	Vertical
4/28/2024 23:01	0.1393	Vertical
4/29/2024 9:31	1.1441	Longitudinal
4/30/2024 13:30	0.0282	Vertical
5/1/2024 10:16	0.086	Transverse
5/2/2024 14:45	0.1676	Longitudinal
5/3/2024 20:30	0.0689	Vertical
5/4/2024 20:30	0.095	Vertical
5/5/2024 7:00	0.0922	Vertical
5/6/2024 4:45	0.0403	Vertical
5/7/2024 11:15	0.031	Vertical
5/8/2024 1:00	0.0304	Vertical
5/9/2024 6:45	0.031	Vertical
5/10/2024 1:00	0.0323	Vertical
5/11/2024 16:15	0.0422	Vertical
5/12/2024 14:46	0.0369	Vertical
5/13/2024 9:45	0.1325	Longitudinal
5/14/2024 19:16	0.0292	Vertical
5/15/2024 5:30	0.0304	Vertical
5/16/2024 10:30	0.0441	Vertical
5/17/2024 15:01	0.0307	Transverse
5/18/2024 5:59	0.0326	Vertical
5/19/2024 4:45	0.0326	Vertical
5/20/2024 7:32	0.0413	Vertical
5/21/2024 11:15	0.0313	Vertical
5/22/2024 19:00	0.0313	Vertical
5/23/2024 19:59	0.0326	Vertical
5/24/2024 5:30	0.0363	Vertical
5/25/2024 13:30	0.0385	Vertical
5/26/2024 21:30	0.0732	Vertical
5/27/2024 2:45	0.0692	Vertical
5/28/2024 22:45	0.0568	Vertical
5/29/2024 19:59	0.1471	Longitudinal
5/30/2024 4:15	0.2445	Longitudinal
5/31/2024 6:15	0.1573	Longitudinal
6/1/2024 7:00	0.1415	Longitudinal
6/2/2024 8:45	0.0717	Longitudinal
6/3/2024 5:15	0.1009	Longitudinal
6/4/2024 16:30	0.1499	Vertical
6/5/2024 23:00	0.0571	Vertical
6/6/2024 5:30	0.0906	Longitudinal
6/7/2024 15:16	0.0195	Longitudinal

9140 Collins Vibration Monitor - Maximum Daily Values		
Timestamp	Peak Particle Velocity (in./sec.)	Axis (Longitudinal/Transverse/Vertical)
6/8/2024 22:45	0.036	Longitudinal
6/9/2024 0:15	0.0434	Longitudinal
6/10/2024 7:16	0.0465	Longitudinal
6/11/2024 23:22	0.6665	Longitudinal
6/12/2024 3:01	0.7013	Longitudinal
6/13/2024 16:33	0.948	Longitudinal
6/14/2024 11:52	1.0281	Transverse
6/15/2024 20:41	0.3159	Vertical
6/16/2024 22:16	0.0515	Longitudinal
6/17/2024 18:31	0.0627	Longitudinal
6/18/2024 18:16	0.076	Longitudinal
6/19/2024 6:45	0.0239	Longitudinal
6/20/2024 9:00	0.0704	Longitudinal
6/21/2024 2:45	0.0351	Longitudinal
6/22/2024 19:59	0.0469	Longitudinal
6/23/2024 11:15	0.059	Longitudinal
6/24/2024 6:45	0.0478	Longitudinal
6/25/2024 15:31	0.0205	Longitudinal
6/26/2024 14:32	0.0326	Longitudinal
6/27/2024 13:30	0.0164	Longitudinal
6/28/2024 22:30	0.0711	Longitudinal
6/29/2024 4:45	0.0881	Longitudinal
6/30/2024 3:46	0.0912	Longitudinal
7/1/2024 21:59	0.0627	Longitudinal
7/2/2024 1:45	0.0577	Longitudinal
7/3/2024 1:45	0.018	Longitudinal
7/4/2024 20:15	0.0137	Longitudinal
7/5/2024 11:16	0.117	Longitudinal
7/6/2024 21:16	0.0161	Transverse
7/7/2024 18:15	0.0093	Longitudinal
7/8/2024 18:30	0.0407	Transverse
7/9/2024 16:25	0.032	Longitudinal
7/10/2024 17:59	0.0121	Longitudinal
7/11/2024 17:00	0.0773	Longitudinal
7/12/2024 1:30	0.0397	Longitudinal
7/13/2024 4:45	0.0664	Longitudinal
7/14/2024 23:00	0.1064	Longitudinal
7/15/2024 2:31	0.0946	Longitudinal
7/16/2024 0:15	0.031	Longitudinal
7/17/2024 12:45	0.023	Vertical
7/18/2024 13:59	0.1502	Vertical
7/19/2024 18:47	0.063	Longitudinal
7/20/2024 6:15	0.1111	Longitudinal

9140 Collins Vibration Monitor - Maximum Daily Values		
Timestamp	Peak Particle Velocity (in./sec.)	Axis (Longitudinal/Transverse/Vertical)
7/21/2024 18:15	0.0394	Longitudinal
7/22/2024 23:17	0.0447	Longitudinal
7/23/2024 6:32	0.0419	Longitudinal
7/24/2024 9:32	0.0171	Vertical
7/25/2024 13:32	0.0168	Longitudinal
7/26/2024 7:01	0.0773	Longitudinal
7/27/2024 19:47	0.0379	Transverse
7/28/2024 0:32	0.0571	Longitudinal

9141 Harding Vibration Monitor - Maximum Daily Values		
Timestamp	Peak Particle Velocity (in./sec.)	Axis (Longitudinal/Transverse/Vertical)
2/21/2023 2:45	0.0121	Longitudinal
2/22/2023 18:30	0.0127	Longitudinal
2/23/2023 5:15	0.0195	Longitudinal
2/24/2023 10:15	0.0115	Longitudinal
2/25/2023 2:30	0.0102	Longitudinal
2/26/2023 7:00	0.0189	Longitudinal
2/27/2023 5:01	0.0186	Transverse
2/28/2023 3:15	0.0189	Transverse
3/1/2023 11:15	0.0183	Longitudinal
3/2/2023 7:45	0.0208	Transverse
3/3/2023 3:45	0.0183	Transverse
3/4/2023 0:15	0.0127	Longitudinal
3/5/2023 17:01	0.0121	Longitudinal
3/6/2023 11:51	0.0735	Vertical
3/7/2023 15:00	0.0155	Longitudinal
3/8/2023 15:30	0.1223	Longitudinal
3/9/2023 13:30	0.0099	Longitudinal
3/10/2023 16:45	0.0087	Vertical
3/11/2023 15:45	0.0161	Longitudinal
3/12/2023 9:15	0.0093	Vertical
3/13/2023 5:30	0.041	Transverse
3/14/2023 15:30	0.0087	Vertical
3/15/2023 2:15	0.0078	Vertical
3/16/2023 10:30	0.0195	Transverse
3/17/2023 12:30	0.0115	Longitudinal
3/18/2023 15:15	0.0397	Vertical
3/19/2023 7:30	0.0074	Vertical
3/20/2023 21:45	0.0068	Vertical
3/21/2023 19:15	0.0081	Vertical
3/22/2023 13:45	0.0087	Transverse
3/23/2023 8:45	0.0099	Transverse
3/24/2023 16:00	0.0608	Vertical
3/25/2023 16:00	0.0124	Vertical
3/26/2023 22:15	0.0087	Vertical
3/27/2023 10:45	0.0093	Transverse
3/28/2023 13:59	0.0158	Transverse
3/29/2023 8:59	0.0121	Transverse
3/30/2023 13:15	0.014	Transverse
3/31/2023 10:45	0.0155	Transverse
4/1/2023 16:00	0.0106	Transverse
4/2/2023 17:00	0.0112	Longitudinal
4/3/2023 12:30	0.0109	Transverse
4/4/2023 9:30	0.014	Transverse



9141 Harding Vibration Monitor - Maximum Daily Values		
Timestamp	Peak Particle Velocity (in./sec.)	Axis (Longitudinal/Transverse/Vertical)
4/5/2023 12:30	0.0158	Longitudinal
4/6/2023 8:45	0.0109	Longitudinal
4/7/2023 11:30	0.0168	Transverse
4/8/2023 5:00	0.0084	Vertical
4/9/2023 12:30	0.0065	Vertical
4/10/2023 11:30	0.0068	Longitudinal
4/11/2023 11:15	0.0109	Longitudinal
4/12/2023 13:17	0.0121	Vertical
4/13/2023 22:15	0.0071	Vertical
4/14/2023 17:30	0.0081	Transverse
4/15/2023 3:31	0.0074	Vertical
4/16/2023 13:15	0.027	Vertical
4/17/2023 10:30	0.0118	Longitudinal
4/18/2023 9:45	0.0056	Longitudinal
4/19/2023 17:00	0.0115	Longitudinal
4/20/2023 13:59	0.0223	Longitudinal
4/21/2023 11:30	0.0106	Longitudinal
4/22/2023 11:45	0.0071	Vertical
4/23/2023 11:00	0.0071	Vertical
4/24/2023 13:00	0.0099	Longitudinal
4/25/2023 22:45	0.0074	Vertical
4/26/2023 22:00	0.009	Vertical
4/27/2023 21:15	0.0078	Longitudinal
4/28/2023 12:45	0.0174	Vertical
4/29/2023 11:15	0.0081	Longitudinal
4/30/2023 18:45	0.0074	Longitudinal
5/1/2023 13:45	0.0102	Transverse
5/2/2023 21:30	0.0074	Vertical
5/3/2023 13:30	0.0071	Transverse
5/4/2023 8:45	0.0112	Longitudinal
5/5/2023 10:45	0.0236	Longitudinal
5/6/2023 1:15	0.009	Longitudinal
5/7/2023 11:00	0.0068	Vertical
5/8/2023 22:00	0.0261	Vertical
5/9/2023 17:45	0.0062	Vertical
5/10/2023 12:15	0.0068	Longitudinal
5/11/2023 14:30	0.0304	Longitudinal
5/12/2023 10:30	0.009	Longitudinal
5/13/2023 0:30	0.0074	Vertical
5/14/2023 18:45	0.0223	Longitudinal
5/15/2023 12:45	0.022	Transverse
5/16/2023 8:30	0.0115	Transverse
5/17/2023 11:02	0.0168	Longitudinal

9141 Harding Vibration Monitor - Maximum Daily Values		
Timestamp	Peak Particle Velocity (in./sec.)	Axis (Longitudinal/Transverse/Vertical)
5/18/2023 12:57	0.0953	Transverse
5/19/2023 14:15	0.023	Transverse
5/20/2023 14:30	0.0341	Transverse
5/21/2023 19:15	0.0078	Transverse
5/22/2023 12:00	0.0195	Transverse
5/23/2023 22:15	0.0109	Vertical
5/24/2023 14:15	0.0106	Longitudinal
5/25/2023 15:00	0.0096	Vertical
5/26/2023 14:15	0.0087	Transverse
5/27/2023 9:15	0.0071	Vertical
5/28/2023 4:15	0.0068	Vertical
5/29/2023 12:15	0.0906	Transverse
5/30/2023 21:15	0.0227	Vertical
5/31/2023 10:32	0.0127	Transverse
6/1/2023 14:46	0.0233	Vertical
6/2/2023 12:24	0.121	Vertical
6/3/2023 11:00	0.0385	Longitudinal
6/4/2023 1:46	0.0171	Vertical
6/5/2023 9:16	0.0434	Longitudinal
6/6/2023 11:00	0.0146	Vertical
6/7/2023 20:31	0.0078	Vertical
6/8/2023 16:45	0.0143	Vertical
6/9/2023 11:00	0.0317	Transverse
6/10/2023 11:30	0.022	Longitudinal
6/11/2023 16:01	0.0084	Vertical
6/12/2023 21:05	0.4819	Vertical
6/13/2023 12:15	0.0168	Longitudinal
6/14/2023 13:45	0.0549	Transverse
6/15/2023 13:00	0.0143	Transverse
6/16/2023 20:16	0.0264	Transverse
6/17/2023 18:01	0.0285	Transverse
6/18/2023 15:15	0.0155	Vertical
6/19/2023 14:31	0.0124	Vertical
6/20/2023 22:00	0.0227	Vertical
6/21/2023 1:15	0.0155	Vertical
6/22/2023 17:46	0.0152	Transverse
6/23/2023 9:45	0.0109	Longitudinal
6/24/2023 19:00	0.0155	Vertical
6/25/2023 14:45	0.0177	Vertical
6/26/2023 12:30	0.0258	Transverse
6/27/2023 17:15	0.0127	Transverse
6/28/2023 9:45	0.014	Transverse
6/29/2023 14:16	0.0087	Longitudinal

9141 Harding Vibration Monitor - Maximum Daily Values		
Timestamp	Peak Particle Velocity (in./sec.)	Axis (Longitudinal/Transverse/Vertical)
6/30/2023 12:30	0.0211	Longitudinal
7/1/2023 16:00	0.0068	Vertical
7/2/2023 22:00	0.0081	Vertical
7/3/2023 14:04	0.0658	Transverse
7/4/2023 14:15	0.0133	Vertical
7/5/2023 11:15	0.0242	Longitudinal
7/6/2023 20:30	0.0208	Vertical
7/7/2023 12:16	0.0155	Longitudinal
7/8/2023 8:00	0.0071	Vertical
7/9/2023 8:01	0.0096	Vertical
7/10/2023 8:59	0.013	Longitudinal
7/11/2023 15:15	0.0149	Transverse
7/12/2023 16:46	0.0099	Longitudinal
7/13/2023 10:30	0.0174	Longitudinal
7/14/2023 9:30	0.0099	Longitudinal
7/15/2023 0:16	0.0199	Vertical
7/16/2023 7:15	0.0071	Transverse
7/17/2023 11:00	0.0245	Transverse
7/18/2023 14:46	0.0183	Longitudinal
7/19/2023 12:26	10.0003	Longitudinal
7/20/2023 13:59	0.0084	Longitudinal
7/21/2023 16:15	0.0149	Longitudinal
7/22/2023 6:15	0.0106	Vertical
7/23/2023 6:00	0.0155	Vertical
7/24/2023 16:30	0.0137	Transverse
7/25/2023 9:30	0.0192	Transverse
7/26/2023 8:15	0.0282	Vertical
7/27/2023 13:30	0.0254	Transverse
7/28/2023 12:45	0.0618	Transverse
7/29/2023 1:45	0.0177	Vertical
7/30/2023 18:00	0.0192	Vertical
7/31/2023 15:15	0.0242	Transverse
8/1/2023 13:15	0.0341	Vertical
8/2/2023 19:45	0.0189	Vertical
8/3/2023 11:36	0.1974	Longitudinal
8/4/2023 10:15	0.0208	Transverse
8/5/2023 16:00	0.0239	Vertical
8/6/2023 17:15	0.0273	Transverse
8/7/2023 11:30	0.0289	Transverse
8/8/2023 11:00	0.0444	Vertical
8/9/2023 8:16	0.0227	Longitudinal
8/10/2023 9:30	0.0279	Transverse
8/11/2023 12:45	0.0441	Transverse

9141 Harding Vibration Monitor - Maximum Daily Values		
Timestamp	Peak Particle Velocity (in./sec.)	Axis (Longitudinal/Transverse/Vertical)
8/12/2023 23:16	0.0133	Vertical
8/13/2023 18:30	0.009	Longitudinal
8/14/2023 12:45	0.0158	Transverse
8/15/2023 12:30	0.0313	Transverse
8/16/2023 14:45	0.0301	Transverse
8/17/2023 14:30	0.0233	Transverse
8/18/2023 11:30	0.0251	Transverse
8/19/2023 18:16	0.0109	Longitudinal
8/20/2023 10:45	0.0186	Longitudinal
8/21/2023 7:30	0.0217	Vertical
8/22/2023 12:00	0.0143	Longitudinal
8/23/2023 18:45	0.0065	Vertical
8/24/2023 11:00	0.0357	Transverse
8/25/2023 11:46	0.0245	Transverse
8/26/2023 13:30	0.0289	Vertical
8/27/2023 0:31	0.0168	Vertical
8/28/2023 11:45	0.0227	Transverse
8/29/2023 8:45	0.0183	Transverse
8/30/2023 10:00	0.0208	Vertical
8/31/2023 18:15	0.0158	Vertical
9/1/2023 19:30	0.0354	Vertical
9/2/2023 15:30	0.0341	Vertical
9/3/2023 10:00	0.0084	Longitudinal
9/4/2023 13:59	0.0096	Vertical
9/5/2023 15:46	0.0285	Transverse
9/6/2023 8:31	0.0158	Transverse
9/7/2023 10:15	0.0087	Transverse
9/8/2023 16:15	0.0056	Longitudinal
9/9/2023 9:30	0.0081	Vertical
9/10/2023 5:15	0.0084	Vertical
9/11/2023 15:45	0.0062	Longitudinal
9/12/2023 13:59	0.014	Longitudinal
9/13/2023 8:45	0.0087	Transverse
9/14/2023 10:45	0.0152	Transverse
9/15/2023 15:45	0.0074	Transverse
9/16/2023 6:01	0.0143	Vertical
9/17/2023 6:01	0.0106	Transverse
9/18/2023 22:46	0.0118	Vertical
9/19/2023 3:30	0.013	Vertical
9/20/2023 16:16	0.0168	Transverse
9/21/2023 13:30	0.0121	Vertical
9/22/2023 21:30	0.0192	Vertical
9/23/2023 19:16	0.0164	Transverse

9141 Harding Vibration Monitor - Maximum Daily Values		
Timestamp	Peak Particle Velocity (in./sec.)	Axis (Longitudinal/Transverse/Vertical)
9/24/2023 2:46	0.0143	Transverse
9/25/2023 9:45	0.0177	Longitudinal
9/26/2023 13:30	0.009	Transverse
9/27/2023 7:30	0.0115	Vertical
9/28/2023 12:45	0.0599	Vertical
9/29/2023 1:59	0.054	Vertical
9/30/2023 6:16	0.0375	Vertical
10/1/2023 8:01	0.0856	Vertical
10/2/2023 5:31	0.1362	Vertical
10/3/2023 9:15	0.2703	Vertical
10/4/2023 7:00	0.1188	Vertical
10/5/2023 6:30	0.1058	Transverse
10/6/2023 18:16	0.0627	Vertical
10/7/2023 21:00	0.2138	Vertical
10/8/2023 5:31	0.2023	Vertical
10/9/2023 6:00	0.0372	Transverse
10/10/2023 9:45	0.1095	Vertical
10/11/2023 8:16	0.0937	Vertical
10/12/2023 12:01	0.09	Vertical
10/13/2023 7:45	0.0313	Vertical
10/14/2023 7:17	0.0183	Longitudinal
10/15/2023 0:31	0.0205	Transverse
10/16/2023 4:30	0.0168	Vertical
10/17/2023 17:45	0.013	Longitudinal
10/18/2023 17:00	0.059	Vertical
10/19/2023 17:00	0.068	Vertical
10/20/2023 15:45	0.0354	Transverse
10/21/2023 18:45	0.0773	Vertical
10/22/2023 3:16	0.0332	Transverse
10/23/2023 14:30	0.0428	Transverse
10/24/2023 12:43	0.0729	Longitudinal
10/25/2023 2:15	0.0242	Transverse
10/26/2023 19:00	0.0227	Longitudinal
10/27/2023 3:45	0.036	Transverse
10/28/2023 12:45	0.2489	Transverse
10/29/2023 20:45	0.1555	Vertical
10/30/2023 6:15	0.045	Vertical
10/31/2023 8:15	0.1331	Transverse
11/1/2023 5:30	0.1545	Vertical
11/2/2023 5:16	0.171	Vertical
11/3/2023 9:16	0.0546	Vertical
11/4/2023 9:59	0.0922	Vertical
11/5/2023 6:15	0.0981	Vertical

9141 Harding Vibration Monitor - Maximum Daily Values		
Timestamp	Peak Particle Velocity (in./sec.)	Axis (Longitudinal/Transverse/Vertical)
11/6/2023 16:31	0.0496	Vertical
11/7/2023 18:45	0.0236	Longitudinal
11/8/2023 6:30	0.0375	Vertical
11/9/2023 0:30	0.0239	Vertical
11/10/2023 20:00	0.0137	Transverse
11/11/2023 7:30	0.0199	Longitudinal
11/12/2023 7:30	0.0254	Transverse
11/13/2023 10:59	0.1399	Transverse
11/14/2023 18:00	0.1297	Vertical
11/15/2023 2:59	0.1415	Vertical
11/16/2023 4:45	0.1617	Vertical
11/17/2023 14:15	0.0754	Vertical
11/18/2023 7:32	0.1579	Vertical
11/19/2023 8:47	0.1164	Vertical
11/20/2023 8:17	0.1614	Transverse
11/21/2023 6:47	0.1058	Vertical
11/22/2023 6:02	0.1775	Vertical
11/23/2023 20:32	0.0863	Transverse
11/24/2023 5:47	0.0853	Longitudinal
11/29/2023 12:43	0.2107	Longitudinal
11/30/2023 8:15	0.0205	Longitudinal
12/1/2023 9:16	0.031	Longitudinal
12/2/2023 12:59	0.0245	Vertical
12/3/2023 3:30	0.0751	Vertical
12/4/2023 18:16	0.0621	Vertical
12/5/2023 8:45	0.036	Transverse
12/6/2023 8:59	0.0279	Longitudinal
12/7/2023 12:59	0.0555	Longitudinal
12/8/2023 4:00	0.0441	Vertical
12/9/2023 14:15	0.0453	Vertical
12/10/2023 8:45	0.0248	Transverse
12/11/2023 14:59	0.0375	Transverse
12/12/2023 12:59	0.0248	Longitudinal
12/13/2023 6:15	0.0254	Longitudinal
12/14/2023 8:15	0.0484	Longitudinal
12/15/2023 17:45	0.0217	Transverse
12/16/2023 21:46	0.0195	Vertical
12/17/2023 6:15	0.0121	Transverse
12/18/2023 12:59	0.0143	Longitudinal
12/19/2023 12:47	0.0962	Longitudinal
12/20/2023 11:15	0.0189	Longitudinal
12/21/2023 15:45	0.2486	Transverse
12/22/2023 14:30	0.0149	Transverse

9141 Harding Vibration Monitor - Maximum Daily Values		
Timestamp	Peak Particle Velocity (in./sec.)	Axis (Longitudinal/Transverse/Vertical)
12/23/2023 5:45	0.0149	Vertical
12/24/2023 5:46	0.0133	Longitudinal
12/25/2023 20:30	0.009	Transverse
12/26/2023 3:31	0.0127	Vertical
12/27/2023 8:30	0.0177	Longitudinal
12/28/2023 8:45	0.0183	Longitudinal
12/29/2023 8:59	0.2132	Transverse
12/30/2023 7:31	0.0121	Transverse
12/31/2023 21:31	0.0152	Vertical
1/1/2024 20:45	0.0223	Transverse
1/2/2024 22:00	0.0251	Vertical
1/3/2024 16:15	0.0583	Vertical
1/4/2024 10:34	0.1139	Longitudinal
1/5/2024 15:30	0.261	Transverse
1/6/2024 20:00	0.0748	Vertical
1/7/2024 1:30	0.0496	Transverse
1/8/2024 19:30	0.0351	Vertical
1/9/2024 0:16	0.072	Vertical
1/10/2024 0:46	0.0106	Vertical
1/11/2024 10:15	0.2163	Longitudinal
1/12/2024 4:59	0.032	Vertical
1/13/2024 22:02	0.0115	Transverse
1/14/2024 22:47	0.0304	Vertical
1/15/2024 12:10	0.1176	Longitudinal
1/16/2024 2:15	0.0267	Transverse
1/17/2024 11:17	0.0369	Transverse
1/18/2024 12:17	0.0459	Transverse
1/19/2024 3:30	0.0127	Longitudinal
1/20/2024 6:30	0.013	Longitudinal
1/21/2024 11:15	0.009	Transverse
1/22/2024 10:02	0.1331	Vertical
1/23/2024 8:02	0.0143	Transverse
1/24/2024 15:31	0.0183	Transverse
1/25/2024 9:17	0.0149	Transverse
1/26/2024 8:13	0.0518	Vertical
1/27/2024 16:15	0.0189	Transverse
1/28/2024 1:30	0.009	Transverse
1/29/2024 12:59	0.0112	Transverse
1/30/2024 14:15	0.0149	Transverse
1/31/2024 14:31	0.0102	Vertical
2/1/2024 12:47	0.013	Longitudinal
2/2/2024 10:44	0.1728	Longitudinal
2/3/2024 8:30	0.0109	Longitudinal

9141 Harding Vibration Monitor - Maximum Daily Values		
Timestamp	Peak Particle Velocity (in./sec.)	Axis (Longitudinal/Transverse/Vertical)
2/4/2024 11:45	0.0357	Vertical
2/5/2024 13:16	0.0109	Transverse
2/6/2024 12:30	0.0143	Transverse
2/7/2024 12:01	0.0214	Longitudinal
2/8/2024 8:59	0.018	Transverse
2/9/2024 15:30	0.0649	Longitudinal
2/10/2024 14:30	0.0112	Transverse
2/11/2024 15:45	0.013	Transverse
2/12/2024 8:16	0.0357	Transverse
2/13/2024 12:30	0.0164	Longitudinal
2/14/2024 10:46	0.013	Transverse
2/15/2024 15:15	0.2582	Vertical
2/16/2024 16:30	0.0168	Vertical
2/17/2024 7:31	0.0118	Longitudinal
2/18/2024 3:15	0.0242	Vertical
2/19/2024 16:00	0.0146	Vertical
2/20/2024 9:30	0.1223	Vertical
2/21/2024 9:30	0.0174	Transverse
2/22/2024 15:15	0.188	Transverse
2/23/2024 10:01	0.0261	Transverse
2/24/2024 11:45	0.0102	Vertical
2/25/2024 18:45	0.0096	Transverse
2/26/2024 10:46	0.0425	Longitudinal
2/27/2024 22:31	0.0143	Transverse
2/28/2024 16:01	0.0168	Transverse
2/29/2024 16:00	0.0438	Transverse
3/1/2024 13:30	0.0195	Longitudinal
3/2/2024 3:31	0.0121	Vertical
3/3/2024 11:45	0.013	Vertical
3/4/2024 10:46	0.0351	Transverse
3/5/2024 14:59	0.0251	Longitudinal
3/6/2024 6:00	0.0186	Vertical
3/7/2024 11:45	0.0133	Vertical
3/8/2024 0:30	0.0152	Vertical
3/9/2024 12:30	0.0115	Vertical
3/10/2024 0:30	0.0118	Vertical
3/11/2024 13:45	0.0177	Transverse
3/12/2024 17:30	0.0177	Transverse
3/13/2024 10:16	0.0133	Transverse
3/14/2024 11:01	0.0161	Longitudinal
3/15/2024 8:30	0.018	Transverse
3/16/2024 16:17	0.0195	Longitudinal
3/17/2024 6:15	0.0124	Vertical



9141 Harding Vibration Monitor - Maximum Daily Values		
Timestamp	Peak Particle Velocity (in./sec.)	Axis (Longitudinal/Transverse/Vertical)
3/18/2024 5:46	0.0143	Vertical
3/19/2024 4:16	0.0143	Vertical
3/20/2024 13:59	0.0155	Vertical
3/21/2024 21:02	0.0158	Vertical
3/22/2024 21:45	0.0276	Vertical
3/23/2024 0:45	0.0379	Vertical
3/24/2024 5:30	0.0149	Vertical
3/25/2024 5:46	0.018	Vertical
3/26/2024 22:47	0.0164	Vertical
3/27/2024 8:46	0.0155	Vertical
3/28/2024 6:45	0.0171	Vertical
3/29/2024 10:46	0.0211	Longitudinal
3/30/2024 8:30	0.0149	Vertical
3/31/2024 14:47	0.013	Vertical
4/1/2024 5:31	0.0143	Vertical
4/2/2024 9:16	0.0099	Transverse
4/3/2024 11:46	0.0217	Longitudinal
4/4/2024 5:31	0.0149	Vertical
4/5/2024 9:15	0.0233	Longitudinal
4/6/2024 8:45	0.0115	Vertical
4/7/2024 13:59	0.0093	Vertical
4/8/2024 9:00	0.018	Transverse
4/9/2024 15:47	0.0146	Longitudinal
4/10/2024 10:31	0.0152	Transverse
4/11/2024 8:15	0.013	Longitudinal
4/12/2024 12:15	0.0115	Transverse
4/13/2024 15:32	0.0121	Transverse
4/14/2024 14:47	0.0096	Vertical
4/15/2024 11:31	0.0133	Transverse
4/16/2024 9:00	0.0174	Longitudinal
4/17/2024 13:45	0.0264	Longitudinal
4/18/2024 11:31	0.0149	Transverse
4/19/2024 18:32	0.0093	Vertical
4/20/2024 14:47	0.0279	Transverse
4/21/2024 12:15	0.014	Transverse
4/22/2024 14:16	0.0171	Vertical
4/23/2024 15:01	0.013	Transverse
4/24/2024 12:15	0.0099	Longitudinal
4/25/2024 10:46	0.0363	Transverse
4/26/2024 9:45	0.014	Transverse
4/27/2024 14:45	0.0146	Vertical
4/28/2024 14:45	0.0087	Vertical
4/29/2024 9:45	0.0273	Vertical

9141 Harding Vibration Monitor - Maximum Daily Values		
Timestamp	Peak Particle Velocity (in./sec.)	Axis (Longitudinal/Transverse/Vertical)
4/30/2024 23:59	0.0137	Longitudinal
5/1/2024 9:00	0.0239	Longitudinal
5/2/2024 0:47	0.0329	Longitudinal
5/3/2024 4:30	0.0285	Longitudinal
5/4/2024 11:45	0.0102	Vertical
5/5/2024 15:59	0.0096	Longitudinal
5/6/2024 9:01	0.0127	Vertical
5/7/2024 11:15	0.0202	Longitudinal
5/8/2024 19:47	0.0093	Vertical
5/9/2024 13:00	0.0115	Transverse
5/10/2024 2:32	0.0251	Longitudinal
5/11/2024 10:15	0.0115	Vertical
5/12/2024 14:47	0.0106	Vertical
5/13/2024 12:16	0.014	Longitudinal
5/14/2024 15:45	0.0096	Longitudinal
5/15/2024 5:31	0.0109	Vertical
5/16/2024 10:30	0.0168	Longitudinal
5/17/2024 18:30	0.0096	Vertical
5/18/2024 17:15	0.0112	Vertical
5/19/2024 11:30	0.0143	Vertical
5/20/2024 17:15	0.0099	Vertical
5/21/2024 17:15	0.0282	Vertical
5/22/2024 17:30	0.014	Transverse
5/23/2024 18:15	0.0493	Vertical
5/24/2024 5:30	0.0118	Vertical
5/25/2024 12:16	0.0611	Longitudinal
5/26/2024 19:02	0.0102	Vertical
5/27/2024 15:15	0.0115	Vertical
5/28/2024 23:30	0.022	Transverse
5/29/2024 23:00	0.0304	Transverse
5/30/2024 1:31	0.0456	Transverse
5/31/2024 14:30	0.0236	Transverse
6/1/2024 15:45	0.032	Vertical
6/2/2024 8:45	0.0102	Vertical
6/3/2024 18:46	0.0109	Vertical
6/4/2024 10:45	0.0282	Transverse
6/5/2024 23:00	0.0313	Longitudinal
6/6/2024 5:15	0.036	Vertical
6/7/2024 11:00	0.0099	Longitudinal
6/8/2024 11:45	0.0096	Vertical
6/9/2024 5:30	0.0071	Transverse
6/10/2024 11:16	0.0084	Vertical
6/11/2024 16:31	0.0199	Vertical

9141 Harding Vibration Monitor - Maximum Daily Values		
Timestamp	Peak Particle Velocity (in./sec.)	Axis (Longitudinal/Transverse/Vertical)
6/12/2024 13:59	0.0307	Vertical
6/13/2024 13:46	0.0127	Transverse
6/14/2024 13:59	0.0152	Vertical
6/15/2024 6:16	0.0068	Vertical
6/16/2024 16:46	0.0239	Vertical
6/17/2024 9:00	0.0106	Transverse
6/18/2024 12:15	0.1114	Vertical
6/19/2024 16:31	0.0121	Transverse
6/20/2024 16:16	0.0562	Longitudinal
6/21/2024 11:59	0.0242	Transverse
6/22/2024 10:15	0.022	Transverse
6/23/2024 4:30	0.0164	Vertical
6/24/2024 23:01	0.0251	Vertical
6/25/2024 11:59	0.023	Transverse
6/26/2024 15:59	0.0276	Vertical
6/27/2024 1:30	0.0276	Vertical
6/28/2024 13:00	0.0121	Longitudinal
6/29/2024 11:16	0.0127	Vertical
6/30/2024 11:59	0.0276	Vertical
7/1/2024 10:16	0.0307	Longitudinal
7/2/2024 11:31	0.0214	Longitudinal
7/3/2024 20:15	0.0506	Transverse
7/4/2024 18:15	0.0642	Vertical
7/5/2024 16:45	0.0096	Transverse
7/6/2024 13:45	0.0264	Transverse
7/7/2024 3:00	0.0081	Vertical
7/8/2024 11:00	0.0338	Transverse
7/9/2024 10:45	0.0186	Longitudinal
7/10/2024 17:59	0.0096	Longitudinal
7/11/2024 15:00	0.0202	Vertical
7/12/2024 11:30	0.0323	Longitudinal
7/13/2024 16:30	0.0115	Longitudinal
7/14/2024 13:00	0.0056	Longitudinal
7/15/2024 21:30	0.0115	Vertical
7/16/2024 15:30	0.0192	Transverse
7/17/2024 14:15	0.0943	Transverse
7/18/2024 8:31	0.0102	Longitudinal
7/19/2024 12:30	0.0227	Vertical
7/20/2024 1:00	0.0115	Vertical
7/21/2024 21:00	0.0205	Longitudinal
7/22/2024 10:30	0.0279	Vertical
7/23/2024 5:59	0.0279	Vertical
7/24/2024 10:15	0.0214	Longitudinal

9141 Harding Vibration Monitor - Maximum Daily Values		
Timestamp	Peak Particle Velocity (in./sec.)	Axis (Longitudinal/Transverse/Vertical)
7/25/2024 20:15	0.0189	Vertical
7/26/2024 19:15	0.0478	Vertical
7/27/2024 1:59	0.0264	Transverse
7/28/2024 15:15	0.1185	Longitudinal

9156 Collins Vibration Monitor - Maximum Daily Values		
Timestamp	Peak Particle Velocity (in./sec.)	Axis (Longitudinal/Transverse/Vertical)
2/21/2023 17:45	0.027	Longitudinal
2/22/2023 8:30	0.0227	Longitudinal
2/23/2023 22:46	0.023	Longitudinal
2/24/2023 18:15	0.018	Longitudinal
2/25/2023 8:15	0.0239	Longitudinal
2/26/2023 9:15	0.0133	Longitudinal
2/27/2023 19:17	0.0344	Longitudinal
2/28/2023 8:15	0.0292	Transverse
3/1/2023 12:31	0.0223	Transverse
3/2/2023 12:45	0.0285	Transverse
3/3/2023 18:00	0.027	Vertical
3/4/2023 14:15	0.0211	Vertical
3/5/2023 20:00	0.0217	Vertical
3/6/2023 17:15	0.0254	Vertical
3/7/2023 15:00	0.0636	Longitudinal
3/8/2023 12:30	0.0326	Vertical
3/9/2023 23:30	0.0177	Vertical
3/10/2023 0:45	0.0171	Transverse
3/11/2023 13:15	0.0192	Vertical
3/12/2023 0:30	0.0202	Vertical
3/13/2023 7:00	0.0192	Vertical
3/14/2023 16:00	0.022	Longitudinal
3/15/2023 18:45	0.0211	Vertical
3/16/2023 14:30	0.1055	Vertical
3/17/2023 3:45	0.0202	Vertical
3/18/2023 6:00	0.0199	Vertical
3/19/2023 13:00	0.0341	Transverse
3/20/2023 23:00	0.0227	Vertical
3/21/2023 14:30	0.0354	Vertical
3/22/2023 20:30	0.0298	Vertical
3/23/2023 16:17	0.0279	Vertical
3/24/2023 11:45	0.0245	Vertical
3/25/2023 13:00	0.0214	Vertical
3/26/2023 7:47	0.027	Vertical
3/27/2023 2:32	0.0261	Vertical
3/28/2023 19:00	0.0264	Vertical
3/29/2023 23:15	0.0285	Vertical
3/30/2023 12:47	0.0804	Longitudinal
3/31/2023 15:00	0.0317	Longitudinal
4/1/2023 16:46	0.027	Vertical
4/2/2023 14:45	0.0233	Vertical
4/3/2023 15:47	0.0276	Vertical
4/4/2023 9:45	0.032	Transverse

9156 Collins Vibration Monitor - Maximum Daily Values		
Timestamp	Peak Particle Velocity (in./sec.)	Axis (Longitudinal/Transverse/Vertical)
4/5/2023 9:30	0.041	Vertical
4/6/2023 8:45	0.0344	Longitudinal
4/7/2023 11:30	0.0248	Vertical
4/8/2023 20:17	0.0279	Vertical
4/9/2023 12:30	0.0227	Vertical
4/10/2023 7:45	0.0208	Vertical
4/11/2023 12:45	0.0233	Vertical
4/12/2023 14:46	0.0276	Vertical
4/13/2023 15:30	0.0214	Vertical
4/14/2023 0:02	0.022	Vertical
4/15/2023 17:15	0.0248	Vertical
4/16/2023 21:31	0.0295	Longitudinal
4/17/2023 6:00	0.0217	Vertical
4/18/2023 7:30	0.0214	Vertical
4/19/2023 12:30	0.148	Longitudinal
4/20/2023 12:21	0.1018	Vertical
4/21/2023 19:45	0.0177	Vertical
4/22/2023 20:45	0.0227	Vertical
4/23/2023 11:00	0.0227	Vertical
4/24/2023 10:30	0.0192	Vertical
4/25/2023 18:30	0.0186	Vertical
4/26/2023 17:16	0.0195	Vertical
4/27/2023 2:15	0.0183	Vertical
4/28/2023 15:45	0.1055	Vertical
4/29/2023 12:15	0.0195	Vertical
4/30/2023 22:15	0.0239	Vertical
5/1/2023 19:00	0.0267	Vertical
5/2/2023 21:30	0.0217	Vertical
5/3/2023 9:30	0.0149	Transverse
5/4/2023 19:59	0.0171	Vertical
5/5/2023 10:45	0.0524	Transverse
5/6/2023 17:15	0.0208	Vertical
5/7/2023 11:00	0.0189	Vertical
5/8/2023 3:15	0.0152	Vertical
5/9/2023 19:00	0.0183	Vertical
5/10/2023 17:30	0.023	Vertical
5/11/2023 14:30	0.0444	Transverse
5/12/2023 17:45	0.0174	Vertical
5/13/2023 10:15	0.0195	Vertical
5/14/2023 14:15	0.0223	Vertical
5/15/2023 12:45	0.0621	Vertical
5/16/2023 8:15	0.0273	Vertical
5/17/2023 18:30	0.0227	Vertical

9156 Collins Vibration Monitor - Maximum Daily Values		
Timestamp	Peak Particle Velocity (in./sec.)	Axis (Longitudinal/Transverse/Vertical)
5/18/2023 13:17	0.0382	Longitudinal
5/19/2023 17:15	0.0192	Vertical
5/20/2023 13:00	0.0183	Vertical
5/21/2023 16:00	0.018	Vertical
5/22/2023 12:15	0.0565	Vertical
5/23/2023 1:16	0.0127	Vertical
5/24/2023 14:15	0.0348	Vertical
5/25/2023 17:30	0.0211	Vertical
5/26/2023 17:45	0.0174	Vertical
5/27/2023 10:30	0.0217	Vertical
5/28/2023 11:00	0.0202	Vertical
5/29/2023 0:45	0.022	Vertical
5/30/2023 9:45	0.0295	Vertical
5/31/2023 18:00	0.0186	Vertical
6/1/2023 17:30	0.0195	Vertical
6/2/2023 12:15	0.0388	Vertical
6/3/2023 6:47	0.0208	Vertical
6/4/2023 18:17	0.0199	Vertical
6/5/2023 14:17	0.023	Vertical
6/6/2023 17:47	0.0189	Vertical
6/7/2023 18:17	0.0186	Vertical
6/8/2023 1:02	0.0183	Vertical
6/9/2023 12:27	0.0301	Vertical
6/10/2023 17:17	0.0239	Vertical
6/11/2023 19:47	0.0223	Vertical
6/12/2023 9:32	0.022	Transverse
6/13/2023 15:02	0.0282	Vertical
6/14/2023 13:47	0.153	Transverse
6/15/2023 18:15	0.0202	Vertical
6/16/2023 18:31	0.0199	Vertical
6/17/2023 11:00	0.0199	Vertical
6/18/2023 15:15	0.0248	Vertical
6/19/2023 1:00	0.0189	Vertical
6/20/2023 19:01	0.0164	Vertical
6/21/2023 16:15	0.0211	Vertical
6/22/2023 11:30	0.0174	Vertical
6/23/2023 19:30	0.0189	Vertical
6/24/2023 10:15	0.0205	Vertical
6/25/2023 7:31	0.018	Vertical
6/26/2023 10:45	0.0195	Vertical
6/27/2023 12:00	0.027	Longitudinal
6/28/2023 17:45	0.0186	Vertical
6/29/2023 18:46	0.0168	Vertical

9156 Collins Vibration Monitor - Maximum Daily Values		
Timestamp	Peak Particle Velocity (in./sec.)	Axis (Longitudinal/Transverse/Vertical)
6/30/2023 10:01	0.0155	Vertical
7/1/2023 15:02	0.0183	Vertical
7/2/2023 11:45	0.0227	Vertical
7/3/2023 12:55	0.0534	Longitudinal
7/4/2023 12:46	0.022	Vertical
7/5/2023 18:47	0.0208	Vertical
7/6/2023 17:47	0.0217	Vertical
7/7/2023 14:31	0.0394	Vertical
7/8/2023 10:17	0.0236	Vertical
7/9/2023 8:01	0.0183	Vertical
7/10/2023 15:31	0.0208	Transverse
7/11/2023 15:32	0.0276	Transverse
7/12/2023 11:00	0.0195	Transverse
7/13/2023 22:01	0.022	Vertical
7/14/2023 2:30	0.0202	Vertical
7/15/2023 16:01	0.0214	Vertical
7/16/2023 14:17	0.0202	Vertical
7/17/2023 9:15	0.041	Transverse
7/18/2023 16:32	0.0199	Transverse
7/19/2023 10:30	0.0559	Vertical
7/20/2023 23:00	0.0245	Vertical
7/21/2023 5:15	0.022	Vertical
7/22/2023 16:15	0.0199	Vertical
7/23/2023 15:00	0.0202	Vertical
7/24/2023 16:30	0.0258	Transverse
7/25/2023 9:32	0.0481	Transverse
7/26/2023 13:59	0.022	Transverse
7/27/2023 13:32	0.0341	Transverse
7/28/2023 9:32	0.0248	Transverse
7/29/2023 14:30	0.0174	Longitudinal
7/30/2023 15:32	0.0214	Vertical
7/31/2023 23:45	0.094	Longitudinal
8/1/2023 1:00	0.1294	Longitudinal
8/2/2023 17:06	0.0289	Vertical
8/3/2023 12:07	0.0633	Longitudinal
8/4/2023 10:30	0.0363	Vertical
8/5/2023 18:15	0.0199	Vertical
8/6/2023 13:30	0.0192	Vertical
8/7/2023 14:16	0.0577	Vertical
8/8/2023 12:15	0.0354	Vertical
8/9/2023 16:15	0.0605	Vertical
8/10/2023 9:30	0.0766	Vertical
8/11/2023 12:45	0.0785	Transverse



9156 Collins Vibration Monitor - Maximum Daily Values		
Timestamp	Peak Particle Velocity (in./sec.)	Axis (Longitudinal/Transverse/Vertical)
8/12/2023 17:15	0.0217	Vertical
8/13/2023 4:00	0.0183	Vertical
8/14/2023 8:45	0.0487	Vertical
8/15/2023 10:00	0.0565	Transverse
8/16/2023 9:30	0.0521	Vertical
8/17/2023 12:37	0.045	Vertical
8/18/2023 11:30	0.0456	Transverse
8/19/2023 4:15	0.0199	Vertical
8/20/2023 16:47	0.0273	Vertical
8/21/2023 12:45	0.027	Transverse
8/22/2023 12:00	0.0248	Vertical
8/23/2023 18:47	0.0192	Vertical
8/24/2023 11:02	0.0571	Transverse
8/25/2023 11:32	0.0379	Transverse
8/26/2023 18:00	0.0189	Vertical
8/27/2023 2:17	0.022	Vertical
8/28/2023 8:16	0.0332	Transverse
8/29/2023 16:32	0.0363	Vertical
8/30/2023 13:59	0.0267	Transverse
8/31/2023 10:02	0.023	Vertical
9/1/2023 12:47	0.0242	Transverse
9/2/2023 0:17	0.0227	Vertical
9/3/2023 13:31	0.0248	Vertical
9/4/2023 15:17	0.0183	Vertical
9/5/2023 8:47	0.0233	Vertical
9/6/2023 18:17	0.0788	Longitudinal
9/7/2023 11:17	0.0177	Vertical
9/8/2023 7:30	0.0214	Vertical
9/9/2023 10:32	0.0199	Vertical
9/10/2023 21:02	0.0242	Vertical
9/11/2023 20:17	0.0248	Vertical
9/12/2023 13:47	0.0276	Vertical
9/13/2023 18:32	0.0214	Vertical
9/14/2023 10:47	0.0192	Transverse
9/15/2023 20:16	0.0217	Vertical
9/16/2023 5:47	0.0233	Vertical
9/17/2023 19:31	0.0254	Vertical
9/18/2023 21:00	0.0258	Vertical
9/19/2023 9:16	0.027	Vertical
9/20/2023 16:15	0.0354	Vertical
9/21/2023 16:06	0.0639	Longitudinal
9/22/2023 7:16	0.032	Longitudinal
9/23/2023 2:16	0.0332	Longitudinal

9156 Collins Vibration Monitor - Maximum Daily Values		
Timestamp	Peak Particle Velocity (in./sec.)	Axis (Longitudinal/Transverse/Vertical)
9/24/2023 9:31	0.0313	Longitudinal
9/25/2023 9:46	0.0326	Longitudinal
9/26/2023 18:45	0.0317	Longitudinal
9/27/2023 9:16	0.0317	Longitudinal
9/28/2023 13:41	0.0444	Longitudinal
9/29/2023 3:30	0.0186	Vertical
9/30/2023 8:17	0.0208	Vertical
10/1/2023 13:01	0.018	Vertical
10/2/2023 7:47	0.018	Vertical
10/3/2023 15:02	0.0357	Longitudinal
10/4/2023 10:32	0.0239	Transverse
10/5/2023 0:02	0.0164	Vertical
10/6/2023 0:02	0.0174	Vertical
10/7/2023 12:32	0.0205	Vertical
10/8/2023 16:17	0.0211	Vertical
10/9/2023 8:02	0.0186	Vertical
10/10/2023 10:02	0.0245	Transverse
10/11/2023 22:17	0.0192	Vertical
10/12/2023 15:59	0.027	Vertical
10/13/2023 0:47	0.0192	Vertical
10/14/2023 19:02	0.0208	Vertical
10/15/2023 13:47	0.0186	Vertical
10/16/2023 0:46	0.0149	Vertical
10/17/2023 17:45	0.0189	Transverse
10/18/2023 22:17	0.0168	Vertical
10/19/2023 1:47	0.0289	Vertical
10/20/2023 14:55	0.0456	Vertical
10/21/2023 17:15	0.0192	Vertical
10/22/2023 19:45	0.0199	Vertical
10/23/2023 19:00	0.0186	Vertical
10/24/2023 14:15	0.0202	Vertical
10/25/2023 11:15	0.0329	Vertical
10/26/2023 15:30	0.0298	Vertical
10/27/2023 15:15	0.0552	Transverse
10/28/2023 18:46	0.0168	Vertical
10/29/2023 17:00	0.0205	Vertical
10/30/2023 9:30	0.0528	Transverse
10/31/2023 9:16	0.0242	Transverse
11/1/2023 3:01	0.0251	Vertical
11/2/2023 7:15	0.0192	Vertical
11/3/2023 9:47	0.0236	Transverse
11/4/2023 19:00	0.0236	Vertical
11/5/2023 15:31	0.0186	Vertical

9156 Collins Vibration Monitor - Maximum Daily Values		
Timestamp	Peak Particle Velocity (in./sec.)	Axis (Longitudinal/Transverse/Vertical)
11/6/2023 8:59	0.0183	Vertical
11/7/2023 18:15	0.0208	Vertical
11/8/2023 8:32	0.0211	Vertical
11/9/2023 12:43	0.0304	Vertical
11/10/2023 4:46	0.0199	Vertical
11/11/2023 11:17	0.0211	Vertical
11/12/2023 0:59	0.0211	Vertical
11/13/2023 14:07	0.0478	Vertical
11/14/2023 7:17	0.0217	Vertical
11/15/2023 8:17	0.0174	Transverse
11/16/2023 11:32	0.0223	Vertical
11/17/2023 22:59	0.0164	Vertical
11/18/2023 8:02	0.018	Vertical
11/19/2023 14:59	0.0171	Vertical
11/20/2023 6:59	0.018	Vertical
11/21/2023 10:57	0.0518	Longitudinal
11/22/2023 23:17	0.0171	Vertical
11/23/2023 13:17	0.0183	Vertical
11/24/2023 19:31	0.0211	Vertical
11/25/2023 16:32	0.0195	Vertical
11/26/2023 8:46	0.0195	Vertical
11/27/2023 1:47	0.0183	Vertical
11/28/2023 8:46	0.0313	Longitudinal
11/29/2023 10:00	0.0202	Vertical
11/30/2023 10:24	0.0372	Longitudinal
12/1/2023 8:45	0.027	Longitudinal
12/2/2023 20:30	0.0186	Vertical
12/3/2023 7:30	0.0205	Vertical
12/4/2023 20:30	0.0192	Vertical
12/5/2023 8:15	0.0217	Vertical
12/6/2023 8:59	0.0211	Longitudinal
12/7/2023 12:30	0.0223	Vertical
12/8/2023 8:45	0.0189	Transverse
12/9/2023 9:15	0.0208	Longitudinal
12/10/2023 7:30	0.0171	Vertical
12/11/2023 11:15	0.0475	Transverse
12/12/2023 8:45	0.0441	Transverse
12/13/2023 10:45	0.0385	Transverse
12/14/2023 8:45	0.0357	Vertical
12/15/2023 5:16	0.0186	Vertical
12/16/2023 8:00	0.0186	Vertical
12/17/2023 17:30	0.0164	Vertical
12/18/2023 8:59	0.0202	Longitudinal

9156 Collins Vibration Monitor - Maximum Daily Values		
Timestamp	Peak Particle Velocity (in./sec.)	Axis (Longitudinal/Transverse/Vertical)
12/19/2023 8:15	0.022	Transverse
12/20/2023 10:01	0.0248	Transverse
12/21/2023 11:30	0.018	Transverse
12/22/2023 11:15	0.031	Transverse
12/23/2023 2:15	0.0186	Vertical
12/24/2023 7:45	0.0174	Vertical
12/25/2023 10:00	0.0186	Vertical
12/26/2023 22:59	0.0171	Vertical
12/27/2023 12:17	0.0375	Longitudinal
12/28/2023 22:47	0.0171	Vertical
12/29/2023 9:31	0.0195	Transverse
12/30/2023 11:45	0.0177	Vertical
12/31/2023 17:15	0.022	Vertical
1/1/2024 16:00	0.0183	Vertical
1/2/2024 10:59	0.0453	Longitudinal
1/3/2024 10:17	0.0285	Longitudinal
1/4/2024 10:17	0.0313	Transverse
1/5/2024 9:17	0.0168	Longitudinal
1/6/2024 7:32	0.0195	Vertical
1/7/2024 8:02	0.0205	Vertical
1/8/2024 10:59	0.032	Longitudinal
1/9/2024 8:31	0.0205	Vertical
1/10/2024 2:00	0.0186	Vertical
1/11/2024 14:30	0.027	Transverse
1/12/2024 12:45	0.0596	Transverse
1/13/2024 12:00	0.0289	Transverse
1/14/2024 0:15	0.0245	Vertical
1/15/2024 8:01	0.0251	Transverse
1/16/2024 8:59	0.0434	Longitudinal
1/17/2024 11:15	0.0968	Transverse
1/18/2024 9:47	0.094	Longitudinal
1/19/2024 7:17	0.1071	Longitudinal
1/20/2024 16:59	0.0199	Vertical
1/21/2024 2:02	0.0211	Vertical
1/22/2024 13:46	0.0338	Transverse
1/23/2024 22:59	0.0317	Vertical
1/24/2024 7:30	0.0317	Vertical
1/25/2024 6:30	0.0301	Vertical
1/26/2024 6:30	0.0276	Vertical
1/27/2024 16:30	0.0354	Vertical
1/28/2024 0:45	0.0298	Vertical
1/29/2024 21:45	0.0214	Vertical
1/30/2024 11:15	0.027	Vertical

9156 Collins Vibration Monitor - Maximum Daily Values		
Timestamp	Peak Particle Velocity (in./sec.)	Axis (Longitudinal/Transverse/Vertical)
1/31/2024 8:17	0.0282	Vertical
2/1/2024 12:46	0.0444	Vertical
2/2/2024 9:15	0.0388	Transverse
2/3/2024 12:15	0.0326	Vertical
2/4/2024 18:01	0.0323	Vertical
2/5/2024 8:45	0.0366	Vertical
2/6/2024 4:30	0.0307	Vertical
2/7/2024 10:01	0.0447	Longitudinal
2/8/2024 13:45	0.0608	Longitudinal
2/9/2024 4:59	0.0475	Longitudinal
2/10/2024 16:00	0.0205	Vertical
2/11/2024 19:46	0.0183	Vertical
2/12/2024 8:15	0.0512	Transverse
2/13/2024 12:30	0.0444	Transverse
2/14/2024 12:31	0.0317	Vertical
2/15/2024 14:47	0.0431	Transverse
2/16/2024 8:59	0.0273	Vertical
2/17/2024 15:45	0.0186	Vertical
2/18/2024 9:15	0.0192	Vertical
2/19/2024 19:16	0.0161	Vertical
2/20/2024 16:00	0.0388	Transverse
2/21/2024 22:17	0.0481	Vertical
2/22/2024 22:59	0.1542	Transverse
2/23/2024 4:47	0.086	Longitudinal
2/24/2024 15:16	0.0223	Vertical
2/25/2024 2:59	0.0236	Vertical
2/26/2024 22:59	0.0562	Longitudinal
2/27/2024 0:00	0.04	Transverse
2/28/2024 2:15	0.0518	Transverse
2/29/2024 8:15	0.0807	Longitudinal
3/1/2024 0:31	0.031	Vertical
3/2/2024 13:45	0.0375	Vertical
3/3/2024 10:15	0.0357	Vertical
3/4/2024 22:16	0.0329	Vertical
3/5/2024 0:15	0.0382	Vertical
3/6/2024 0:00	0.0348	Vertical
3/7/2024 5:15	0.0317	Vertical
3/8/2024 21:16	0.0289	Vertical
3/9/2024 4:59	0.0341	Vertical
3/10/2024 0:59	0.032	Vertical
3/11/2024 23:16	0.0329	Vertical
3/12/2024 5:15	0.0313	Vertical
3/13/2024 19:00	0.0323	Vertical

9156 Collins Vibration Monitor - Maximum Daily Values		
Timestamp	Peak Particle Velocity (in./sec.)	Axis (Longitudinal/Transverse/Vertical)
3/14/2024 5:15	0.0329	Vertical
3/15/2024 8:30	0.0462	Transverse
3/16/2024 7:59	0.0354	Vertical
3/17/2024 1:45	0.0357	Vertical
3/18/2024 18:45	0.0465	Vertical
3/19/2024 20:45	0.0344	Vertical
3/20/2024 5:59	0.0313	Vertical
3/21/2024 23:46	0.0326	Vertical
3/22/2024 6:30	0.0348	Vertical
3/23/2024 9:59	0.0335	Vertical
3/24/2024 6:15	0.0382	Vertical
3/25/2024 23:46	0.0391	Vertical
3/26/2024 19:30	0.0335	Vertical
3/27/2024 7:30	0.0351	Vertical
3/28/2024 19:45	0.0338	Vertical
3/29/2024 1:30	0.0363	Vertical
3/30/2024 16:32	0.0341	Vertical
3/31/2024 17:15	0.036	Vertical
4/1/2024 7:30	0.032	Vertical
4/2/2024 18:45	0.0372	Vertical
4/3/2024 21:16	0.036	Vertical
4/4/2024 23:15	0.0357	Vertical
4/5/2024 9:15	0.0416	Transverse
4/6/2024 12:17	0.0369	Vertical
4/7/2024 13:59	0.036	Vertical
4/8/2024 8:45	0.0431	Vertical
4/9/2024 20:15	0.0351	Vertical
4/10/2024 2:30	0.0317	Vertical
4/11/2024 21:00	0.0289	Vertical
4/12/2024 1:45	0.0292	Vertical
4/13/2024 7:15	0.0326	Vertical
4/14/2024 14:45	0.0329	Vertical
4/15/2024 21:30	0.0313	Vertical
4/16/2024 15:15	0.0428	Vertical
4/17/2024 20:15	0.0323	Vertical
4/18/2024 21:15	0.0313	Vertical
4/19/2024 21:15	0.0348	Vertical
4/20/2024 5:59	0.0304	Vertical
4/21/2024 18:45	0.0317	Vertical
4/22/2024 21:45	0.0304	Vertical
4/23/2024 5:15	0.0332	Vertical
4/24/2024 19:59	0.0335	Vertical
4/25/2024 11:45	0.1142	Transverse

9156 Collins Vibration Monitor - Maximum Daily Values		
Timestamp	Peak Particle Velocity (in./sec.)	Axis (Longitudinal/Transverse/Vertical)
4/26/2024 21:15	0.0323	Vertical
4/27/2024 9:00	0.0335	Vertical
4/28/2024 11:45	0.0285	Vertical
4/29/2024 9:45	0.1229	Vertical
4/30/2024 20:30	0.0313	Vertical
5/1/2024 21:15	0.0624	Vertical
5/2/2024 21:16	0.0729	Vertical
5/3/2024 23:15	0.0329	Vertical
5/4/2024 11:45	0.0329	Vertical
5/5/2024 9:30	0.031	Vertical
5/6/2024 9:00	0.0317	Vertical
5/7/2024 18:30	0.0298	Vertical
5/8/2024 22:15	0.0307	Vertical
5/9/2024 0:45	0.0292	Vertical
5/10/2024 1:01	0.0335	Vertical
5/11/2024 16:17	0.0363	Vertical
5/12/2024 14:47	0.0354	Vertical
5/13/2024 18:15	0.0289	Vertical
5/14/2024 19:16	0.031	Vertical
5/15/2024 20:30	0.0282	Vertical
5/16/2024 21:31	0.0391	Vertical
5/17/2024 22:45	0.0298	Vertical
5/18/2024 18:16	0.0307	Vertical
5/19/2024 16:15	0.031	Vertical
5/20/2024 7:01	0.0326	Vertical
5/21/2024 21:15	0.0251	Vertical
5/22/2024 19:01	0.0304	Vertical
5/23/2024 20:46	0.0295	Vertical
5/24/2024 7:01	0.0298	Vertical
5/25/2024 12:16	0.0304	Vertical
5/26/2024 17:00	0.0289	Vertical
5/27/2024 11:00	0.032	Vertical
5/28/2024 23:00	0.0481	Vertical
5/29/2024 18:30	0.05	Vertical
5/30/2024 21:00	0.0289	Vertical
5/31/2024 7:15	0.0258	Vertical
6/1/2024 2:30	0.0298	Vertical
6/2/2024 11:59	0.0276	Vertical
6/3/2024 23:30	0.0282	Vertical
6/4/2024 12:30	0.0413	Vertical
6/5/2024 23:00	0.0388	Longitudinal
6/6/2024 5:30	0.0528	Vertical
6/7/2024 15:30	0.0158	Vertical

9156 Collins Vibration Monitor - Maximum Daily Values		
Timestamp	Peak Particle Velocity (in./sec.)	Axis (Longitudinal/Transverse/Vertical)
6/8/2024 5:15	0.0124	Transverse
6/9/2024 9:45	0.0106	Vertical
6/10/2024 6:15	0.0121	Transverse
6/11/2024 13:00	0.0115	Vertical
6/12/2024 14:45	0.013	Vertical
6/13/2024 11:15	0.0177	Longitudinal
6/14/2024 15:00	0.0245	Transverse
6/15/2024 6:15	0.0211	Longitudinal
6/16/2024 22:31	0.0096	Longitudinal
6/17/2024 7:45	0.0127	Vertical
6/18/2024 11:46	0.0208	Longitudinal
6/19/2024 11:45	0.0106	Longitudinal
6/20/2024 6:45	0.0115	Longitudinal
6/21/2024 8:30	0.0112	Vertical
6/22/2024 9:15	0.0096	Vertical
6/23/2024 3:00	0.0149	Vertical
6/24/2024 13:15	0.018	Vertical
6/25/2024 11:30	0.0112	Transverse
6/26/2024 10:30	0.0391	Vertical
6/27/2024 13:30	0.0348	Vertical
6/28/2024 9:15	0.0124	Vertical
6/29/2024 18:31	0.0115	Vertical
6/30/2024 18:30	0.0121	Vertical
7/1/2024 9:59	0.0785	Vertical
7/2/2024 8:45	0.0335	Vertical
7/3/2024 11:00	0.0335	Vertical
7/4/2024 5:46	0.0118	Longitudinal
7/5/2024 8:15	0.0183	Vertical
7/6/2024 5:59	0.0112	Longitudinal
7/7/2024 13:59	0.013	Vertical
7/8/2024 10:42	0.0937	Vertical
7/9/2024 11:59	0.0121	Vertical
7/10/2024 14:30	0.014	Transverse
7/11/2024 9:59	0.0189	Longitudinal
7/12/2024 22:30	0.0155	Vertical
7/13/2024 9:59	0.0099	Vertical
7/14/2024 1:30	0.0124	Vertical
7/15/2024 7:45	0.0223	Vertical
7/16/2024 9:45	0.0462	Vertical
7/17/2024 10:45	0.0428	Vertical
7/18/2024 8:31	0.0289	Vertical
7/19/2024 15:15	0.0282	Vertical
7/20/2024 7:45	0.0118	Transverse



9156 Collins Vibration Monitor - Maximum Daily Values		
Timestamp	Peak Particle Velocity (in./sec.)	Axis (Longitudinal/Transverse/Vertical)
7/21/2024 8:15	0.0133	Transverse
7/22/2024 15:00	0.0254	Vertical
7/23/2024 8:15	0.0273	Vertical
7/24/2024 9:00	0.0407	Vertical
7/25/2024 10:45	0.0326	Vertical
7/26/2024 19:46	0.0127	Transverse
7/27/2024 9:00	0.0174	Vertical
7/28/2024 18:46	0.0087	Vertical

9172 Collins Vibration Monitor - Maximum Daily Values		
Timestamp	Peak Particle Velocity (in./sec.)	Axis (Longitudinal/Transverse/Vertical)
2/21/2023 16:30	0.0298	Longitudinal
2/22/2023 11:45	0.0258	Longitudinal
2/23/2023 11:45	0.0285	Longitudinal
2/24/2023 7:30	0.0258	Longitudinal
2/25/2023 13:30	0.0208	Longitudinal
2/26/2023 12:30	0.0217	Longitudinal
2/27/2023 12:15	0.0642	Longitudinal
2/28/2023 8:15	0.0431	Vertical
3/1/2023 9:30	0.0586	Vertical
3/2/2023 12:45	0.0661	Vertical
3/3/2023 13:15	0.0438	Vertical
3/4/2023 0:15	0.036	Vertical
3/5/2023 20:00	0.0298	Vertical
3/6/2023 12:03	0.0493	Vertical
3/7/2023 15:15	0.0676	Vertical
3/8/2023 9:45	0.0323	Vertical
3/9/2023 9:00	0.0326	Longitudinal
3/10/2023 23:15	0.0251	Vertical
3/11/2023 16:00	0.0304	Vertical
3/12/2023 9:15	0.0326	Vertical
3/13/2023 7:00	0.0298	Vertical
3/14/2023 3:30	0.0261	Vertical
3/15/2023 2:15	0.0323	Vertical
3/16/2023 19:30	0.0289	Vertical
3/17/2023 8:59	0.0304	Longitudinal
3/18/2023 23:00	0.0354	Vertical
3/19/2023 0:45	0.032	Vertical
3/20/2023 21:45	0.0285	Vertical
3/21/2023 17:15	0.0279	Vertical
3/22/2023 6:30	0.0332	Vertical
3/23/2023 15:45	0.0295	Vertical
3/24/2023 21:45	0.0276	Vertical
3/25/2023 11:00	0.0292	Vertical
3/26/2023 8:59	0.0351	Vertical
3/27/2023 1:15	0.0295	Vertical
3/28/2023 13:59	0.0341	Vertical
3/29/2023 18:30	0.0329	Vertical
3/30/2023 13:00	0.1269	Transverse
3/31/2023 15:00	0.0323	Vertical
4/1/2023 7:30	0.0298	Vertical
4/2/2023 19:15	0.0341	Vertical
4/3/2023 18:00	0.0267	Vertical
4/4/2023 0:00	0.0298	Vertical

9172 Collins Vibration Monitor - Maximum Daily Values		
Timestamp	Peak Particle Velocity (in./sec.)	Axis (Longitudinal/Transverse/Vertical)
4/5/2023 13:45	0.0816	Transverse
4/6/2023 8:45	0.0379	Vertical
4/7/2023 11:30	0.0431	Longitudinal
4/8/2023 16:30	0.068	Vertical
4/9/2023 12:00	0.0335	Vertical
4/10/2023 2:15	0.027	Vertical
4/11/2023 15:45	0.0264	Vertical
4/12/2023 17:15	0.1337	Transverse
4/13/2023 19:00	0.0273	Longitudinal
4/14/2023 18:45	0.0248	Vertical
4/15/2023 13:15	0.0348	Vertical
4/16/2023 21:15	0.0438	Vertical
4/17/2023 18:45	0.0344	Vertical
4/18/2023 18:15	0.0236	Vertical
4/19/2023 22:30	0.0698	Transverse
4/20/2023 0:30	0.0714	Longitudinal
4/21/2023 19:45	0.0279	Vertical
4/22/2023 20:45	0.0397	Vertical
4/23/2023 14:30	0.0341	Vertical
4/24/2023 1:15	0.0285	Vertical
4/25/2023 18:30	0.0323	Vertical
4/26/2023 19:30	0.0301	Vertical
4/27/2023 2:15	0.0348	Vertical
4/28/2023 12:45	0.0391	Vertical
4/29/2023 11:15	0.0326	Vertical
4/30/2023 7:45	0.1201	Vertical
5/1/2023 19:00	0.0459	Vertical
5/2/2023 21:30	0.0317	Vertical
5/3/2023 8:15	0.0586	Vertical
5/4/2023 19:59	0.0254	Vertical
5/5/2023 10:45	0.1375	Longitudinal
5/6/2023 17:15	0.0329	Vertical
5/7/2023 11:00	0.0379	Vertical
5/8/2023 3:15	0.0298	Vertical
5/9/2023 19:00	0.0276	Vertical
5/10/2023 17:15	0.0292	Vertical
5/11/2023 11:45	0.0472	Transverse
5/12/2023 17:31	0.0258	Vertical
5/13/2023 0:30	0.0292	Vertical
5/14/2023 14:15	0.0397	Vertical
5/15/2023 12:45	0.0875	Vertical
5/16/2023 8:30	0.027	Vertical
5/17/2023 18:33	0.0304	Vertical

9172 Collins Vibration Monitor - Maximum Daily Values		
Timestamp	Peak Particle Velocity (in./sec.)	Axis (Longitudinal/Transverse/Vertical)
5/18/2023 13:30	0.036	Longitudinal
5/19/2023 17:16	0.0307	Vertical
5/20/2023 22:30	0.0282	Vertical
5/21/2023 7:30	0.0354	Vertical
5/22/2023 11:45	0.0695	Vertical
5/23/2023 1:15	0.0245	Vertical
5/24/2023 14:16	0.0338	Vertical
5/25/2023 17:31	0.0313	Vertical
5/26/2023 17:00	0.0248	Vertical
5/27/2023 10:30	0.0279	Vertical
5/28/2023 11:45	0.0317	Vertical
5/29/2023 0:45	0.0403	Vertical
5/30/2023 9:45	0.032	Vertical
5/31/2023 10:30	0.0459	Transverse
6/1/2023 2:15	0.0329	Vertical
6/2/2023 11:31	0.0407	Transverse
6/3/2023 6:45	0.0369	Vertical
6/4/2023 13:30	0.0335	Vertical
6/5/2023 6:45	0.0366	Vertical
6/6/2023 21:45	0.0317	Vertical
6/7/2023 18:16	0.0273	Vertical
6/8/2023 1:00	0.0317	Vertical
6/9/2023 23:47	0.0344	Vertical
6/10/2023 17:15	0.0344	Vertical
6/11/2023 10:45	0.0323	Vertical
6/12/2023 3:15	0.0307	Vertical
6/13/2023 15:00	0.0515	Vertical
6/14/2023 13:45	0.1384	Vertical
6/15/2023 9:45	0.0478	Vertical
6/16/2023 12:45	0.0313	Vertical
6/17/2023 11:00	0.0338	Vertical
6/18/2023 13:15	0.0307	Vertical
6/19/2023 9:45	0.0357	Vertical
6/20/2023 13:30	0.0313	Vertical
6/21/2023 16:15	0.0313	Vertical
6/22/2023 23:15	0.0289	Vertical
6/23/2023 13:30	0.0422	Transverse
6/24/2023 17:15	0.0313	Vertical
6/25/2023 7:30	0.0292	Vertical
6/26/2023 3:30	0.0382	Vertical
6/27/2023 13:30	0.0323	Vertical
6/28/2023 15:15	0.041	Vertical
6/29/2023 18:45	0.0251	Vertical

9172 Collins Vibration Monitor - Maximum Daily Values		
Timestamp	Peak Particle Velocity (in./sec.)	Axis (Longitudinal/Transverse/Vertical)
6/30/2023 14:15	0.0317	Vertical
7/1/2023 17:00	0.0292	Vertical
7/2/2023 11:45	0.0332	Vertical
7/3/2023 13:00	0.0562	Vertical
7/4/2023 19:00	0.031	Vertical
7/5/2023 8:30	0.1173	Transverse
7/6/2023 13:15	0.0344	Vertical
7/7/2023 14:31	0.0465	Vertical
7/8/2023 13:15	0.0329	Vertical
7/9/2023 11:15	0.031	Vertical
7/10/2023 9:30	0.0431	Vertical
7/11/2023 15:00	0.0341	Vertical
7/12/2023 12:45	0.0348	Vertical
7/13/2023 14:15	0.0413	Vertical
7/14/2023 15:30	0.0546	Vertical
7/15/2023 16:00	0.0304	Vertical
7/16/2023 12:00	0.0326	Vertical
7/17/2023 11:30	0.0605	Vertical
7/18/2023 14:45	0.0611	Transverse
7/19/2023 10:30	0.0748	Vertical
7/20/2023 23:00	0.0456	Longitudinal
7/21/2023 13:30	0.049	Vertical
7/22/2023 16:15	0.0292	Vertical
7/23/2023 19:45	0.0298	Vertical
7/24/2023 16:30	0.0543	Vertical
7/25/2023 9:30	0.0763	Vertical
7/26/2023 8:30	0.0906	Longitudinal
7/27/2023 13:30	0.0785	Vertical
7/28/2023 11:00	0.0661	Vertical
7/29/2023 13:00	0.0236	Vertical
7/30/2023 19:00	0.0282	Vertical
7/31/2023 22:00	0.0652	Transverse
8/1/2023 0:00	0.2321	Longitudinal
8/2/2023 8:30	0.0549	Vertical
8/3/2023 11:45	0.0664	Vertical
8/4/2023 10:30	0.05	Vertical
8/5/2023 4:30	0.0233	Vertical
8/6/2023 11:45	0.0258	Vertical
8/7/2023 10:45	0.0757	Vertical
8/8/2023 11:00	0.0779	Transverse
8/9/2023 16:15	0.0919	Vertical
8/10/2023 15:15	0.1098	Vertical
8/11/2023 12:45	0.1303	Vertical

9172 Collins Vibration Monitor - Maximum Daily Values		
Timestamp	Peak Particle Velocity (in./sec.)	Axis (Longitudinal/Transverse/Vertical)
8/12/2023 21:00	0.0251	Vertical
8/13/2023 22:15	0.0276	Vertical
8/14/2023 8:45	0.0652	Vertical
8/15/2023 11:15	0.0735	Vertical
8/16/2023 14:15	0.0946	Vertical
8/17/2023 10:30	0.0689	Vertical
8/18/2023 11:30	0.0977	Vertical
8/19/2023 4:15	0.0276	Vertical
8/20/2023 16:45	0.0391	Vertical
8/21/2023 12:45	0.0459	Vertical
8/22/2023 11:30	0.0528	Longitudinal
8/23/2023 0:00	0.023	Vertical
8/24/2023 16:30	0.0819	Vertical
8/25/2023 11:45	0.0627	Vertical
8/26/2023 9:15	0.0264	Vertical
8/27/2023 19:17	0.0273	Vertical
8/28/2023 9:45	0.0636	Vertical
8/29/2023 12:45	0.0639	Vertical
8/30/2023 10:30	0.0298	Vertical
8/31/2023 8:15	0.0354	Vertical
9/1/2023 12:30	0.0422	Vertical
9/2/2023 9:45	0.027	Vertical
9/3/2023 1:15	0.0245	Vertical
9/4/2023 11:45	0.0276	Vertical
9/5/2023 10:30	0.05	Vertical
9/6/2023 8:30	0.139	Transverse
9/7/2023 2:30	0.0236	Vertical
9/8/2023 16:15	0.0236	Vertical
9/9/2023 7:45	0.0233	Vertical
9/10/2023 5:15	0.0248	Vertical
9/11/2023 1:00	0.0307	Vertical
9/12/2023 13:45	0.0382	Vertical
9/13/2023 13:30	0.0338	Longitudinal
9/14/2023 10:45	0.0459	Longitudinal
9/15/2023 13:59	0.0428	Vertical
9/16/2023 12:45	0.0233	Vertical
9/17/2023 11:30	0.0242	Vertical
9/18/2023 1:00	0.027	Vertical
9/19/2023 20:45	0.0217	Vertical
9/20/2023 8:05	0.3472	Longitudinal
9/21/2023 13:58	0.1164	Transverse
9/22/2023 16:00	0.022	Vertical
9/23/2023 7:45	0.0264	Vertical

9172 Collins Vibration Monitor - Maximum Daily Values		
Timestamp	Peak Particle Velocity (in./sec.)	Axis (Longitudinal/Transverse/Vertical)
9/24/2023 22:00	0.0251	Vertical
9/25/2023 17:02	0.0279	Vertical
9/26/2023 10:45	0.0456	Longitudinal
9/27/2023 19:16	0.0267	Vertical
9/28/2023 18:16	0.0242	Vertical
9/29/2023 11:00	0.0326	Longitudinal
9/30/2023 13:15	0.0254	Vertical
10/1/2023 22:00	0.0298	Vertical
10/2/2023 1:45	0.0313	Vertical
10/3/2023 8:59	0.0807	Transverse
10/4/2023 11:57	0.1288	Transverse
10/5/2023 15:00	0.0317	Transverse
10/6/2023 0:00	0.027	Vertical
10/7/2023 7:30	0.0245	Vertical
10/8/2023 12:00	0.0289	Vertical
10/9/2023 8:30	0.0251	Vertical
10/10/2023 10:45	0.0248	Longitudinal
10/11/2023 10:45	0.0503	Vertical
10/12/2023 9:15	0.0403	Vertical
10/13/2023 0:46	0.0239	Vertical
10/14/2023 1:00	0.0416	Transverse
10/15/2023 7:30	0.0267	Vertical
10/16/2023 16:30	0.0285	Longitudinal
10/17/2023 6:45	0.0335	Vertical
10/18/2023 22:15	0.0245	Longitudinal
10/19/2023 1:45	0.059	Vertical
10/20/2023 13:00	0.0298	Transverse
10/21/2023 10:15	0.0264	Vertical
10/22/2023 1:59	0.0282	Vertical
10/23/2023 19:00	0.0261	Vertical
10/24/2023 12:40	0.0829	Transverse
10/25/2023 15:16	0.0267	Longitudinal
10/26/2023 16:30	0.0341	Transverse
10/27/2023 15:16	0.1064	Transverse
10/28/2023 16:45	0.0254	Vertical
10/29/2023 17:01	0.0273	Vertical
10/30/2023 12:45	0.1015	Transverse
10/31/2023 13:15	0.0428	Transverse
11/1/2023 16:30	0.0645	Transverse
11/2/2023 11:30	0.0369	Longitudinal
11/3/2023 9:45	0.0565	Vertical
11/4/2023 9:01	0.0258	Vertical
11/5/2023 8:45	0.0289	Vertical

9172 Collins Vibration Monitor - Maximum Daily Values		
Timestamp	Peak Particle Velocity (in./sec.)	Axis (Longitudinal/Transverse/Vertical)
11/6/2023 11:15	0.0366	Vertical
11/7/2023 7:15	0.0273	Vertical
11/8/2023 10:16	0.0285	Vertical
11/9/2023 12:46	0.0757	Transverse
11/10/2023 21:46	0.0282	Vertical
11/11/2023 8:59	0.0289	Vertical
11/12/2023 6:46	0.0239	Vertical
11/13/2023 13:45	0.0683	Vertical
11/14/2023 12:46	0.0295	Longitudinal
11/15/2023 2:59	0.0258	Vertical
11/16/2023 2:16	0.0233	Vertical
11/17/2023 7:46	0.0295	Vertical
11/18/2023 9:31	0.0273	Vertical
11/19/2023 22:59	0.0261	Vertical
11/20/2023 8:15	0.0403	Transverse
11/21/2023 17:30	0.0413	Vertical
11/22/2023 4:59	0.0292	Vertical
11/23/2023 14:59	0.0289	Vertical
11/24/2023 4:15	0.0307	Vertical
11/25/2023 12:15	0.0313	Vertical
11/26/2023 4:59	0.0258	Vertical
11/27/2023 6:31	0.0276	Longitudinal
11/28/2023 8:17	0.036	Longitudinal
11/29/2023 8:15	0.0453	Vertical
11/30/2023 10:32	0.0335	Transverse
12/1/2023 19:30	0.0518	Transverse
12/2/2023 11:30	0.0267	Vertical
12/3/2023 0:59	0.0254	Vertical
12/4/2023 12:46	0.0577	Transverse
12/5/2023 7:16	0.027	Vertical
12/6/2023 17:16	0.0273	Vertical
12/7/2023 16:01	0.0354	Longitudinal
12/8/2023 8:59	0.0397	Vertical
12/9/2023 10:46	0.0354	Vertical
12/10/2023 22:45	0.0295	Longitudinal
12/11/2023 11:16	0.0394	Vertical
12/12/2023 12:30	0.0853	Transverse
12/13/2023 10:46	0.0323	Vertical
12/14/2023 9:45	0.0403	Longitudinal
12/15/2023 22:59	0.0264	Vertical
12/16/2023 10:30	0.0264	Longitudinal
12/17/2023 17:30	0.0258	Vertical
12/18/2023 15:46	0.0276	Transverse



9172 Collins Vibration Monitor - Maximum Daily Values		
Timestamp	Peak Particle Velocity (in./sec.)	Axis (Longitudinal/Transverse/Vertical)
12/19/2023 9:45	0.04	Longitudinal
12/20/2023 9:46	0.0403	Transverse
12/21/2023 7:15	0.0273	Vertical
12/22/2023 8:30	0.04	Vertical
12/23/2023 10:00	0.0285	Vertical
12/24/2023 0:15	0.0304	Vertical
12/25/2023 10:01	0.027	Longitudinal
12/26/2023 21:15	0.0258	Vertical
12/27/2023 8:45	0.0745	Vertical
12/28/2023 23:15	0.0335	Longitudinal
12/29/2023 20:45	0.036	Longitudinal
12/30/2023 10:15	0.0298	Vertical
12/31/2023 9:46	0.0323	Longitudinal
1/1/2024 14:46	0.0292	Longitudinal
1/2/2024 10:59	0.0791	Vertical
1/3/2024 19:45	0.0292	Vertical
1/4/2024 10:15	0.0403	Longitudinal
1/5/2024 16:15	0.0317	Vertical
1/6/2024 10:59	0.0285	Vertical
1/7/2024 8:15	0.0285	Vertical
1/8/2024 12:16	0.0307	Vertical
1/9/2024 6:35	0.0763	Transverse
1/10/2024 2:00	0.0317	Vertical
1/11/2024 0:59	0.0251	Vertical
1/12/2024 5:15	0.0683	Transverse
1/13/2024 15:15	0.0289	Vertical
1/14/2024 0:16	0.0276	Vertical
1/15/2024 10:00	0.0341	Vertical
1/16/2024 22:45	0.0335	Vertical
1/17/2024 4:07	0.36	Transverse
1/18/2024 8:30	0.067	Longitudinal
1/19/2024 0:30	0.0323	Vertical
1/20/2024 13:15	0.031	Longitudinal
1/21/2024 20:15	0.0472	Longitudinal
1/22/2024 22:15	0.0782	Longitudinal
1/23/2024 12:15	0.1418	Longitudinal
1/24/2024 14:00	0.0801	Longitudinal
1/25/2024 6:30	0.0881	Longitudinal
1/26/2024 4:45	0.0655	Longitudinal
1/27/2024 0:15	0.0618	Longitudinal
1/28/2024 10:00	0.0565	Longitudinal
1/29/2024 21:45	0.0611	Longitudinal
1/30/2024 0:59	0.0614	Longitudinal

9172 Collins Vibration Monitor - Maximum Daily Values		
Timestamp	Peak Particle Velocity (in./sec.)	Axis (Longitudinal/Transverse/Vertical)
1/31/2024 11:15	0.059	Longitudinal
2/1/2024 19:45	0.0388	Vertical
2/2/2024 13:15	0.0813	Vertical
2/3/2024 8:15	0.0549	Longitudinal
2/4/2024 11:30	0.0568	Longitudinal
2/5/2024 8:45	0.081	Longitudinal
2/6/2024 8:15	0.0698	Longitudinal
2/7/2024 12:59	0.0776	Longitudinal
2/8/2024 8:45	0.0838	Longitudinal
2/9/2024 13:30	0.04	Transverse
2/10/2024 0:59	0.0279	Vertical
2/11/2024 12:45	0.0295	Vertical
2/12/2024 8:59	0.0534	Transverse
2/13/2024 10:59	0.0531	Transverse
2/14/2024 9:15	0.0658	Longitudinal
2/15/2024 11:16	0.0832	Vertical
2/16/2024 8:45	0.0593	Longitudinal
2/17/2024 8:45	0.0304	Vertical
2/18/2024 18:15	0.0276	Vertical
2/19/2024 6:00	0.032	Longitudinal
2/20/2024 16:00	0.0971	Transverse
2/21/2024 9:30	0.0568	Transverse
2/22/2024 12:16	0.04	Transverse
2/23/2024 14:00	0.0875	Longitudinal
2/24/2024 13:30	0.0655	Longitudinal
2/25/2024 13:45	0.0326	Vertical
2/26/2024 13:15	0.0382	Transverse
2/27/2024 8:30	0.0348	Transverse
2/28/2024 16:00	0.0571	Longitudinal
2/29/2024 2:46	0.0341	Transverse
3/1/2024 6:00	0.0292	Vertical
3/2/2024 13:45	0.0428	Vertical
3/3/2024 7:45	0.0326	Vertical
3/4/2024 22:15	0.0335	Vertical
3/5/2024 0:59	0.0419	Vertical
3/6/2024 0:16	0.0335	Vertical
3/7/2024 21:30	0.0261	Vertical
3/8/2024 16:17	0.0394	Transverse
3/9/2024 0:59	0.0298	Longitudinal
3/10/2024 0:59	0.0329	Vertical
3/11/2024 20:45	0.032	Vertical
3/12/2024 1:45	0.0304	Vertical
3/13/2024 4:15	0.0332	Longitudinal

9172 Collins Vibration Monitor - Maximum Daily Values		
Timestamp	Peak Particle Velocity (in./sec.)	Axis (Longitudinal/Transverse/Vertical)
3/14/2024 2:15	0.0363	Vertical
3/15/2024 9:15	0.0509	Vertical
3/16/2024 7:59	0.0301	Vertical
3/17/2024 9:15	0.0332	Vertical
3/18/2024 18:15	0.0369	Vertical
3/19/2024 0:30	0.032	Vertical
3/20/2024 21:15	0.0329	Vertical
3/21/2024 17:20	0.0298	Vertical
3/22/2024 17:15	0.0357	Transverse
3/23/2024 20:15	0.0317	Vertical
3/24/2024 9:45	0.0329	Vertical
3/25/2024 8:45	0.0974	Transverse
3/26/2024 7:45	0.0329	Longitudinal
3/27/2024 19:16	0.0317	Vertical
3/28/2024 1:59	0.0422	Vertical
3/29/2024 21:01	0.0326	Vertical
3/30/2024 15:59	0.1064	Longitudinal
3/31/2024 7:30	0.0341	Vertical
4/1/2024 7:30	0.0295	Vertical
4/2/2024 21:15	0.0341	Longitudinal
4/3/2024 4:15	0.032	Vertical
4/4/2024 1:45	0.0323	Vertical
4/5/2024 2:15	0.0329	Vertical
4/6/2024 15:47	0.0332	Vertical
4/7/2024 9:45	0.031	Vertical
4/8/2024 14:32	0.0484	Longitudinal
4/9/2024 19:30	0.0304	Vertical
4/10/2024 8:45	0.216	Transverse
4/11/2024 20:31	0.036	Vertical
4/12/2024 11:16	0.0295	Vertical
4/13/2024 12:30	0.0282	Vertical
4/14/2024 23:45	0.031	Vertical
4/15/2024 21:30	0.027	Vertical
4/16/2024 23:45	0.0332	Vertical
4/17/2024 16:15	0.0282	Transverse
4/18/2024 11:30	0.0267	Vertical
4/19/2024 9:30	0.0506	Longitudinal
4/20/2024 9:59	0.0388	Vertical
4/21/2024 13:30	0.0282	Vertical
4/22/2024 21:45	0.0248	Vertical
4/23/2024 5:15	0.0332	Vertical
4/24/2024 19:59	0.0295	Vertical
4/25/2024 8:45	0.0515	Longitudinal

9172 Collins Vibration Monitor - Maximum Daily Values		
Timestamp	Peak Particle Velocity (in./sec.)	Axis (Longitudinal/Transverse/Vertical)
4/26/2024 5:15	0.0298	Vertical
4/27/2024 9:00	0.0341	Vertical
4/28/2024 9:15	0.0251	Vertical
4/29/2024 9:45	0.0438	Vertical
4/30/2024 23:45	0.0304	Vertical
5/1/2024 21:15	0.0407	Vertical
5/2/2024 21:15	0.0838	Longitudinal
5/3/2024 23:15	0.0282	Vertical
5/4/2024 11:45	0.0338	Vertical
5/5/2024 8:15	0.032	Vertical
5/6/2024 15:45	0.045	Longitudinal
5/7/2024 8:15	0.04	Vertical
5/8/2024 19:45	0.0323	Vertical
5/9/2024 21:00	0.0332	Vertical
5/10/2024 1:00	0.0304	Vertical
5/11/2024 16:15	0.0397	Vertical
5/12/2024 14:46	0.031	Vertical
5/13/2024 19:00	0.0261	Vertical
5/14/2024 19:15	0.0261	Vertical
5/15/2024 20:30	0.0292	Vertical
5/16/2024 21:30	0.04	Transverse
5/17/2024 19:30	0.032	Vertical
5/18/2024 22:45	0.0301	Vertical
5/19/2024 1:16	0.0382	Vertical
5/20/2024 9:15	0.0565	Transverse
5/21/2024 23:15	0.0307	Vertical
5/22/2024 19:00	0.0279	Vertical
5/23/2024 11:45	0.0493	Longitudinal
5/24/2024 14:30	0.0304	Longitudinal
5/25/2024 9:59	0.0292	Vertical
5/26/2024 7:16	0.027	Vertical
5/27/2024 9:15	0.032	Vertical
5/28/2024 23:30	0.1052	Longitudinal
5/29/2024 17:45	0.117	Longitudinal
5/30/2024 1:30	0.0683	Longitudinal
5/31/2024 9:15	0.0276	Vertical
6/1/2024 8:15	0.0369	Vertical
6/2/2024 8:15	0.0304	Vertical
6/3/2024 1:30	0.0363	Vertical
6/4/2024 5:15	0.0338	Vertical
6/5/2024 8:15	0.0431	Vertical
6/6/2024 5:30	0.1009	Longitudinal
6/7/2024 12:45	0.0351	Longitudinal

9172 Collins Vibration Monitor - Maximum Daily Values		
Timestamp	Peak Particle Velocity (in./sec.)	Axis (Longitudinal/Transverse/Vertical)
6/8/2024 14:15	0.0171	Vertical
6/9/2024 9:45	0.0155	Vertical
6/10/2024 5:45	0.0208	Vertical
6/11/2024 13:00	0.0217	Vertical
6/12/2024 8:30	0.023	Longitudinal
6/13/2024 16:41	0.067	Transverse
6/14/2024 11:59	0.0195	Longitudinal
6/15/2024 6:15	0.0307	Longitudinal
6/16/2024 9:30	0.0143	Vertical
6/17/2024 17:45	0.022	Longitudinal
6/18/2024 13:45	0.0313	Transverse
6/19/2024 8:15	0.0369	Vertical
6/20/2024 14:30	0.0183	Vertical
6/21/2024 11:46	0.0292	Transverse
6/22/2024 13:59	0.031	Longitudinal
6/23/2024 10:15	0.0177	Vertical
6/24/2024 13:15	0.1933	Transverse
6/25/2024 8:45	0.0164	Longitudinal
6/26/2024 17:37	0.0639	Transverse
6/27/2024 0:30	0.0208	Vertical
6/28/2024 6:15	0.0183	Vertical
6/29/2024 10:45	0.0239	Transverse
6/30/2024 18:30	0.0236	Vertical
7/1/2024 10:15	0.0372	Transverse
7/2/2024 10:15	0.0704	Longitudinal
7/3/2024 13:45	0.0279	Longitudinal
7/4/2024 21:00	0.018	Vertical
7/5/2024 0:30	0.0189	Transverse
7/6/2024 5:59	0.0223	Vertical
7/7/2024 15:59	0.018	Vertical
7/8/2024 11:00	0.0282	Longitudinal
7/9/2024 3:15	0.0186	Vertical
7/10/2024 11:00	0.0155	Vertical
7/11/2024 11:45	0.0307	Vertical
7/12/2024 22:30	0.0248	Vertical
7/13/2024 9:59	0.0195	Vertical
7/14/2024 0:15	0.0174	Vertical
7/15/2024 8:30	0.0245	Longitudinal
7/16/2024 9:15	0.0239	Vertical
7/17/2024 20:15	0.081	Vertical
7/18/2024 6:30	0.0192	Vertical
7/19/2024 7:15	0.0227	Vertical
7/20/2024 20:15	0.0208	Longitudinal

9172 Collins Vibration Monitor - Maximum Daily Values		
Timestamp	Peak Particle Velocity (in./sec.)	Axis (Longitudinal/Transverse/Vertical)
7/21/2024 11:59	0.0195	Vertical
7/22/2024 16:34	0.0273	Vertical
7/23/2024 11:15	0.0413	Longitudinal
7/24/2024 9:00	0.023	Vertical
7/25/2024 17:59	0.0186	Longitudinal
7/26/2024 10:15	0.0177	Vertical
7/27/2024 21:15	0.0211	Vertical
7/28/2024 18:45	0.0177	Vertical

9200 Collins Vibration Monitor - Maximum Daily Values		
Timestamp	Peak Particle Velocity (in./sec.)	Axis (Longitudinal/Transverse/Vertical)
3/16/2023 19:37	0.0127	Vertical
3/17/2023 7:15	0.013	Vertical
3/18/2023 10:00	0.013	Vertical
3/19/2023 15:15	0.0137	Vertical
3/20/2023 18:30	0.0133	Vertical
3/21/2023 15:45	0.0127	Vertical
3/22/2023 6:32	0.014	Vertical
3/23/2023 17:45	0.0127	Vertical
3/24/2023 19:30	0.013	Vertical
3/25/2023 15:17	0.0124	Vertical
3/26/2023 12:17	0.0143	Vertical
3/27/2023 21:17	0.0137	Vertical
3/28/2023 23:17	0.0233	Transverse
3/29/2023 1:02	0.0419	Vertical
3/30/2023 13:17	0.077	Longitudinal
3/31/2023 13:59	0.0168	Vertical
4/1/2023 18:00	0.0133	Vertical
4/2/2023 22:00	0.013	Vertical
4/3/2023 18:00	0.0137	Vertical
4/4/2023 0:00	0.0121	Vertical
4/5/2023 11:45	0.0177	Vertical
4/6/2023 8:45	0.0174	Vertical
4/7/2023 14:30	0.0708	Longitudinal
4/8/2023 16:31	0.0149	Vertical
4/9/2023 12:30	0.014	Vertical
4/10/2023 7:45	0.0127	Vertical
4/11/2023 13:45	0.0099	Longitudinal
4/12/2023 17:00	0.0934	Transverse
4/13/2023 14:30	0.013	Vertical
4/14/2023 13:46	0.0133	Vertical
4/15/2023 13:45	0.0137	Vertical
4/16/2023 21:30	0.0177	Longitudinal
4/17/2023 1:59	0.0118	Vertical
4/18/2023 9:30	0.0118	Vertical
4/19/2023 12:45	0.0419	Transverse
4/20/2023 0:45	0.0195	Longitudinal
4/21/2023 7:30	0.0189	Vertical
4/22/2023 20:45	0.0137	Vertical
4/23/2023 10:45	0.014	Vertical
4/24/2023 20:15	0.0146	Vertical
4/25/2023 18:30	0.013	Vertical
4/26/2023 17:15	0.0137	Vertical
4/27/2023 11:00	0.0146	Vertical

9200 Collins Vibration Monitor - Maximum Daily Values		
Timestamp	Peak Particle Velocity (in./sec.)	Axis (Longitudinal/Transverse/Vertical)
4/28/2023 12:45	0.1294	Longitudinal
4/29/2023 16:30	0.014	Vertical
4/30/2023 18:00	0.0143	Vertical
5/1/2023 19:00	0.0168	Vertical
5/2/2023 18:45	0.0127	Vertical
5/3/2023 7:15	0.0189	Vertical
5/4/2023 6:15	0.0161	Vertical
5/5/2023 14:15	0.049	Vertical
5/6/2023 7:30	0.013	Vertical
5/7/2023 11:00	0.0133	Vertical
5/8/2023 7:00	0.0171	Vertical
5/9/2023 18:16	0.0118	Vertical
5/10/2023 17:15	0.0146	Vertical
5/11/2023 18:15	0.0146	Vertical
5/12/2023 14:30	0.0298	Transverse
5/13/2023 0:15	0.0146	Vertical
5/14/2023 11:00	0.0155	Vertical
5/15/2023 23:00	0.0326	Transverse
5/16/2023 19:00	0.027	Transverse
5/17/2023 18:30	0.023	Transverse
5/18/2023 13:30	0.0475	Transverse
5/19/2023 12:15	0.0146	Longitudinal
5/20/2023 16:15	0.0127	Vertical
5/21/2023 7:30	0.0155	Vertical
5/22/2023 12:15	0.032	Vertical
5/23/2023 5:15	0.0118	Vertical
5/24/2023 9:15	0.0149	Transverse
5/25/2023 11:00	0.0155	Transverse
5/26/2023 17:45	0.0121	Vertical
5/27/2023 10:32	0.014	Vertical
5/28/2023 16:16	0.013	Vertical
5/29/2023 8:17	0.014	Vertical
5/30/2023 10:17	0.103	Transverse
5/31/2023 10:02	0.0155	Transverse
6/1/2023 15:00	0.0146	Vertical
6/2/2023 12:34	0.0645	Vertical
6/3/2023 5:15	0.0168	Vertical
6/4/2023 15:46	0.0143	Vertical
6/5/2023 19:01	0.0143	Vertical
6/6/2023 11:01	0.0164	Vertical
6/7/2023 18:30	0.013	Vertical
6/8/2023 17:31	0.0124	Vertical
6/9/2023 12:54	0.0686	Vertical



9200 Collins Vibration Monitor - Maximum Daily Values		
Timestamp	Peak Particle Velocity (in./sec.)	Axis (Longitudinal/Transverse/Vertical)
6/10/2023 17:16	0.0143	Vertical
6/11/2023 19:59	0.0143	Vertical
6/12/2023 6:16	0.0121	Vertical
6/13/2023 10:30	0.0289	Vertical
6/14/2023 13:59	0.0518	Vertical
6/15/2023 18:15	0.0189	Vertical
6/16/2023 13:59	0.0236	Longitudinal
6/17/2023 19:17	0.0161	Vertical
6/18/2023 13:17	0.0164	Vertical
6/19/2023 13:41	0.0472	Vertical
6/20/2023 13:15	0.0137	Vertical
6/21/2023 16:15	0.0149	Vertical
6/22/2023 18:15	0.0137	Vertical
6/23/2023 19:30	0.0124	Vertical
6/24/2023 13:15	0.0149	Vertical
6/25/2023 7:30	0.013	Vertical
6/26/2023 11:30	0.0168	Transverse
6/27/2023 15:15	0.0112	Longitudinal
6/28/2023 13:30	0.0146	Vertical
6/29/2023 16:45	0.0137	Longitudinal
6/30/2023 15:15	0.0366	Longitudinal
7/1/2023 10:30	0.0164	Longitudinal
7/2/2023 11:47	0.0149	Vertical
7/3/2023 12:52	0.0462	Longitudinal
7/4/2023 12:45	0.0161	Transverse
7/5/2023 18:46	0.0133	Vertical
7/6/2023 13:15	0.0143	Transverse
7/7/2023 13:30	0.0199	Vertical
7/8/2023 13:15	0.0149	Vertical
7/9/2023 21:15	0.0137	Longitudinal
7/10/2023 12:00	0.022	Transverse
7/11/2023 14:45	0.0137	Transverse
7/12/2023 13:00	0.0673	Transverse
7/13/2023 15:46	0.014	Transverse
7/14/2023 15:20	0.0838	Longitudinal
7/15/2023 11:30	0.0164	Transverse
7/16/2023 8:00	0.0146	Vertical
7/17/2023 11:30	0.0186	Transverse
7/18/2023 11:00	0.018	Vertical
7/19/2023 14:44	0.0562	Vertical
7/20/2023 4:45	0.0133	Vertical
7/21/2023 6:45	0.013	Vertical
7/22/2023 16:15	0.0115	Vertical

9200 Collins Vibration Monitor - Maximum Daily Values		
Timestamp	Peak Particle Velocity (in./sec.)	Axis (Longitudinal/Transverse/Vertical)
7/23/2023 20:15	0.0161	Transverse
7/24/2023 13:30	0.0189	Transverse
7/25/2023 9:30	0.0245	Vertical
7/26/2023 10:30	0.022	Transverse
7/27/2023 14:45	0.022	Vertical
7/28/2023 9:45	0.0186	Transverse
7/29/2023 13:30	0.0143	Vertical
7/30/2023 19:59	0.0152	Longitudinal
7/31/2023 16:15	0.0205	Vertical
8/1/2023 1:00	0.0332	Longitudinal
8/2/2023 17:23	0.0503	Vertical
8/3/2023 11:34	0.0438	Transverse
8/4/2023 10:15	0.0223	Vertical
8/5/2023 13:30	0.0158	Transverse
8/6/2023 20:30	0.013	Longitudinal
8/7/2023 14:15	0.0447	Vertical
8/8/2023 11:00	0.0329	Vertical
8/9/2023 16:00	0.0332	Vertical
8/10/2023 9:30	0.0456	Vertical
8/11/2023 12:45	0.0478	Vertical
8/12/2023 18:15	0.0161	Longitudinal
8/13/2023 22:15	0.0121	Vertical
8/14/2023 13:17	0.0282	Vertical
8/15/2023 11:17	0.0394	Vertical
8/16/2023 9:32	0.0413	Vertical
8/17/2023 12:39	0.0946	Vertical
8/18/2023 11:15	0.0298	Vertical
8/19/2023 4:15	0.0149	Vertical
8/20/2023 16:45	0.0192	Vertical
8/21/2023 12:30	0.0251	Vertical
8/22/2023 12:00	0.0168	Vertical
8/23/2023 18:30	0.0112	Vertical
8/24/2023 16:38	0.0673	Vertical
8/25/2023 12:45	0.0276	Vertical
8/26/2023 12:45	0.0118	Vertical
8/27/2023 21:15	0.0127	Transverse
8/28/2023 8:31	0.0369	Vertical
8/29/2023 15:00	0.0301	Vertical
8/30/2023 12:30	0.0133	Vertical
8/31/2023 8:15	0.0199	Vertical
9/1/2023 12:30	0.0149	Vertical
9/2/2023 12:15	0.0183	Vertical
9/3/2023 13:59	0.014	Vertical

9200 Collins Vibration Monitor - Maximum Daily Values		
Timestamp	Peak Particle Velocity (in./sec.)	Axis (Longitudinal/Transverse/Vertical)
9/4/2023 15:15	0.0121	Vertical
9/5/2023 11:15	0.0413	Longitudinal
9/6/2023 18:18	0.157	Transverse
9/7/2023 18:00	0.0124	Vertical
9/8/2023 18:30	0.0118	Vertical
9/9/2023 1:00	0.014	Vertical
9/10/2023 5:15	0.0127	Vertical
9/11/2023 17:15	0.0112	Vertical
9/12/2023 13:59	0.0351	Vertical
9/13/2023 18:00	0.0124	Vertical
9/14/2023 5:00	0.0118	Vertical
9/15/2023 13:26	0.1195	Transverse
9/16/2023 19:30	0.0223	Vertical
9/17/2023 11:00	0.0124	Longitudinal
9/18/2023 17:00	0.0124	Transverse
9/19/2023 21:45	0.0112	Transverse
9/20/2023 18:30	0.0096	Vertical
9/21/2023 14:03	0.0559	Longitudinal
9/22/2023 17:45	0.0102	Vertical
9/23/2023 13:30	0.0106	Longitudinal
9/24/2023 22:45	0.0115	Longitudinal
9/25/2023 11:00	0.0121	Longitudinal
9/26/2023 23:45	0.0099	Vertical
9/27/2023 8:59	0.014	Vertical
9/28/2023 13:49	0.0723	Transverse
9/29/2023 17:15	0.0115	Transverse
9/30/2023 10:15	0.0133	Vertical
10/1/2023 14:30	0.0121	Vertical
10/2/2023 13:15	0.0279	Transverse
10/3/2023 13:00	0.0431	Longitudinal
10/4/2023 12:39	0.0735	Transverse
10/5/2023 12:37	0.0555	Vertical
10/6/2023 17:16	0.013	Transverse
10/7/2023 17:46	0.0121	Vertical
10/8/2023 12:31	0.0118	Vertical
10/9/2023 8:00	0.0112	Vertical
10/10/2023 22:00	0.0112	Vertical
10/11/2023 17:30	0.0248	Vertical
10/12/2023 14:49	0.0521	Vertical
10/13/2023 8:16	0.0127	Vertical
10/14/2023 17:30	0.0115	Vertical
10/15/2023 16:01	0.0133	Transverse
10/16/2023 17:45	0.0428	Longitudinal

9200 Collins Vibration Monitor - Maximum Daily Values		
Timestamp	Peak Particle Velocity (in./sec.)	Axis (Longitudinal/Transverse/Vertical)
10/17/2023 18:15	0.0276	Vertical
10/18/2023 19:30	0.0118	Vertical
10/19/2023 1:45	0.0258	Vertical
10/20/2023 7:30	0.0121	Vertical
10/21/2023 16:30	0.0115	Vertical
10/22/2023 17:15	0.0115	Vertical
10/23/2023 3:00	0.0158	Vertical
10/24/2023 12:33	0.0546	Vertical
10/25/2023 12:30	0.0152	Vertical
10/26/2023 6:30	0.0115	Vertical
10/27/2023 15:15	0.0152	Vertical
10/28/2023 19:16	0.0106	Vertical
10/29/2023 11:30	0.0118	Vertical
10/30/2023 12:45	0.0115	Transverse
10/31/2023 11:15	0.0164	Transverse
11/1/2023 9:11	0.0565	Vertical
11/2/2023 13:45	0.014	Vertical
11/3/2023 12:31	0.018	Vertical
11/4/2023 14:30	0.0112	Vertical
11/5/2023 15:45	0.0121	Vertical
11/6/2023 5:30	0.013	Vertical
11/7/2023 8:59	0.0261	Longitudinal
11/8/2023 8:45	0.0121	Transverse
11/9/2023 10:15	0.0375	Transverse
11/10/2023 13:35	0.0562	Longitudinal
11/11/2023 13:15	0.0124	Vertical
11/12/2023 12:59	0.0112	Vertical
11/13/2023 16:15	0.0109	Vertical
11/14/2023 12:01	0.0118	Longitudinal
11/15/2023 20:01	0.0143	Transverse
11/16/2023 3:30	0.0214	Transverse
11/17/2023 6:45	0.0106	Vertical
11/18/2023 21:15	0.0133	Longitudinal
11/19/2023 17:30	0.0109	Vertical
11/20/2023 12:31	0.014	Vertical
11/21/2023 17:30	0.0233	Vertical
11/22/2023 7:31	0.0106	Vertical
11/23/2023 10:59	0.0236	Vertical
11/24/2023 15:15	0.0106	Vertical
11/25/2023 14:30	0.0106	Vertical
11/26/2023 4:59	0.013	Vertical
11/27/2023 6:30	0.0102	Vertical
11/28/2023 12:59	0.0245	Longitudinal

9200 Collins Vibration Monitor - Maximum Daily Values		
Timestamp	Peak Particle Velocity (in./sec.)	Axis (Longitudinal/Transverse/Vertical)
11/29/2023 16:45	0.0195	Vertical
11/30/2023 22:59	0.0109	Vertical
12/1/2023 7:15	0.0112	Vertical
12/2/2023 12:00	0.0605	Longitudinal
12/3/2023 9:45	0.0673	Longitudinal
12/4/2023 13:30	0.0735	Vertical
12/5/2023 18:45	0.0717	Longitudinal
12/6/2023 20:31	0.0943	Vertical
12/7/2023 15:16	0.1095	Vertical
12/8/2023 6:15	0.0254	Vertical
12/9/2023 12:00	0.0137	Vertical
12/10/2023 9:30	0.1353	Vertical
12/11/2023 14:03	0.7125	Vertical
12/12/2023 8:30	0.0233	Transverse
12/13/2023 11:15	0.0503	Transverse
12/14/2023 14:16	0.0264	Longitudinal
12/15/2023 13:16	0.0863	Transverse
12/16/2023 15:15	0.0413	Transverse
12/17/2023 5:30	0.0717	Transverse
12/18/2023 4:45	0.0391	Longitudinal
12/19/2023 16:45	0.0465	Transverse
12/20/2023 15:15	0.0422	Longitudinal
12/21/2023 18:30	0.0273	Longitudinal
12/22/2023 6:16	0.0422	Transverse
12/23/2023 13:45	0.0453	Longitudinal
12/24/2023 22:45	0.023	Transverse
12/25/2023 23:30	0.0298	Transverse
12/26/2023 20:00	0.0493	Transverse
12/27/2023 5:15	0.0695	Transverse
12/28/2023 18:30	0.0546	Transverse
12/29/2023 16:15	0.0326	Transverse
12/30/2023 12:16	0.0459	Transverse
12/31/2023 13:45	0.0208	Longitudinal
1/1/2024 0:45	0.0413	Longitudinal
1/2/2024 10:32	0.0313	Longitudinal
1/3/2024 16:16	0.0273	Longitudinal
1/4/2024 10:00	0.0599	Longitudinal
1/5/2024 14:05	10.0003	Vertical
1/6/2024 15:30	0.0155	Longitudinal
1/7/2024 8:16	0.0124	Vertical
1/8/2024 10:00	0.0195	Longitudinal
1/9/2024 15:15	0.0202	Transverse
1/10/2024 20:45	0.0118	Vertical

9200 Collins Vibration Monitor - Maximum Daily Values		
Timestamp	Peak Particle Velocity (in./sec.)	Axis (Longitudinal/Transverse/Vertical)
1/11/2024 10:00	0.0236	Longitudinal
1/12/2024 4:15	0.0137	Vertical
1/13/2024 13:15	0.0158	Longitudinal
1/14/2024 15:45	0.0152	Longitudinal
1/15/2024 11:31	0.014	Vertical
1/16/2024 17:30	0.0174	Longitudinal
1/17/2024 17:30	0.018	Longitudinal
1/18/2024 15:46	0.0254	Transverse
1/19/2024 10:15	0.0844	Longitudinal
1/20/2024 18:30	0.0462	Vertical
1/21/2024 11:15	0.0149	Vertical
1/22/2024 10:45	0.0158	Transverse
1/23/2024 11:32	0.0199	Vertical
1/24/2024 15:30	0.018	Vertical
1/25/2024 16:32	0.018	Vertical
1/26/2024 12:17	0.1378	Longitudinal
1/27/2024 10:47	0.0164	Longitudinal
1/28/2024 17:16	0.0171	Longitudinal
1/29/2024 6:05	0.0633	Longitudinal
1/30/2024 14:17	0.0195	Vertical
1/31/2024 14:32	0.0195	Longitudinal
2/1/2024 8:17	0.0217	Transverse
2/2/2024 6:52	0.0223	Longitudinal
2/3/2024 12:15	0.0242	Vertical
2/4/2024 15:15	0.0245	Longitudinal
2/5/2024 21:30	0.0273	Longitudinal
2/6/2024 7:30	0.0586	Transverse
2/7/2024 10:02	0.0289	Transverse
2/8/2024 9:30	0.0199	Vertical
2/9/2024 16:15	0.0158	Vertical
2/10/2024 8:59	0.0227	Vertical
2/11/2024 12:45	0.0195	Vertical
2/12/2024 6:59	0.0199	Vertical
2/13/2024 18:30	0.0223	Longitudinal
2/14/2024 4:59	0.0524	Transverse
2/15/2024 5:30	0.0282	Longitudinal
2/16/2024 6:30	0.0236	Vertical
2/17/2024 10:45	0.0438	Transverse
2/18/2024 12:15	0.0189	Vertical
2/19/2024 11:50	0.036	Transverse
2/20/2024 12:30	0.076	Transverse
2/21/2024 8:45	0.0195	Vertical
2/22/2024 4:30	0.0183	Vertical

9200 Collins Vibration Monitor - Maximum Daily Values		
Timestamp	Peak Particle Velocity (in./sec.)	Axis (Longitudinal/Transverse/Vertical)
2/23/2024 6:30	0.0211	Vertical
2/24/2024 11:30	0.0205	Vertical
2/25/2024 0:59	0.0202	Vertical
2/26/2024 18:45	0.0239	Longitudinal
2/27/2024 0:45	0.0195	Longitudinal
2/28/2024 7:30	0.0208	Vertical
2/29/2024 18:45	0.0236	Longitudinal
3/1/2024 4:59	0.0199	Vertical
3/2/2024 1:15	0.0205	Vertical
3/3/2024 0:45	0.0199	Vertical
3/4/2024 19:15	0.0202	Vertical
3/5/2024 20:15	0.022	Vertical
3/6/2024 12:30	0.023	Longitudinal
3/7/2024 5:15	0.0174	Vertical
3/8/2024 20:59	0.0164	Vertical
3/9/2024 16:01	0.0205	Vertical
3/10/2024 19:15	0.0186	Vertical
3/11/2024 5:32	0.0354	Longitudinal
3/12/2024 1:45	0.0199	Vertical
3/13/2024 1:59	0.0195	Vertical
3/14/2024 2:15	0.023	Vertical
3/15/2024 19:15	0.0168	Vertical
3/16/2024 8:30	0.0208	Vertical
3/17/2024 13:30	0.0211	Vertical
3/18/2024 7:45	0.0205	Vertical
3/19/2024 8:30	0.0227	Transverse
3/20/2024 8:30	0.0233	Transverse
3/21/2024 18:15	0.0419	Longitudinal
3/22/2024 12:30	0.0344	Transverse
3/23/2024 0:30	0.0227	Vertical
3/24/2024 11:32	0.0211	Vertical
3/25/2024 4:53	0.0217	Transverse
3/26/2024 13:47	0.0242	Longitudinal
3/27/2024 19:17	0.0211	Vertical
3/28/2024 13:00	0.0323	Longitudinal
3/29/2024 1:30	0.0227	Vertical
3/30/2024 16:30	0.0248	Vertical
3/31/2024 7:30	0.0236	Vertical
4/1/2024 5:00	0.0189	Vertical
4/2/2024 21:16	0.0245	Longitudinal
4/3/2024 22:45	0.0223	Transverse
4/4/2024 23:15	0.0174	Vertical
4/5/2024 4:15	0.0183	Vertical

9200 Collins Vibration Monitor - Maximum Daily Values		
Timestamp	Peak Particle Velocity (in./sec.)	Axis (Longitudinal/Transverse/Vertical)
4/6/2024 10:30	0.0261	Longitudinal
4/7/2024 12:47	0.0205	Vertical
4/8/2024 14:30	0.0199	Vertical
4/9/2024 19:30	0.0199	Vertical
4/10/2024 22:45	0.0245	Transverse
4/11/2024 12:30	0.0797	Transverse
4/12/2024 7:00	0.0199	Vertical
4/13/2024 11:59	0.0177	Longitudinal
4/14/2024 23:45	0.0189	Vertical
4/15/2024 13:05	0.4338	Transverse
4/16/2024 12:31	0.0984	Longitudinal
4/17/2024 17:45	0.0161	Vertical
4/18/2024 17:45	0.0183	Vertical
4/19/2024 18:30	0.0171	Vertical
4/20/2024 9:01	0.0192	Vertical
4/21/2024 11:30	0.0161	Vertical
4/22/2024 7:59	0.0192	Transverse
4/23/2024 5:15	0.0195	Vertical
4/24/2024 9:00	0.0236	Longitudinal
4/25/2024 5:00	0.0171	Transverse
4/26/2024 0:15	0.0205	Vertical
4/27/2024 9:00	0.0205	Vertical
4/28/2024 18:45	0.0155	Vertical
4/29/2024 0:30	0.0186	Vertical
4/30/2024 21:15	0.0245	Longitudinal
5/1/2024 21:15	0.0407	Longitudinal
5/2/2024 21:15	0.0829	Transverse
5/3/2024 1:59	0.0158	Vertical
5/4/2024 10:15	0.0192	Longitudinal
5/5/2024 7:15	0.0202	Vertical
5/6/2024 21:47	0.0313	Vertical
5/7/2024 7:59	0.0245	Longitudinal
5/8/2024 1:02	0.0186	Vertical
5/9/2024 22:47	0.0348	Vertical
5/10/2024 17:17	0.0149	Vertical
5/11/2024 13:02	0.0227	Vertical
5/12/2024 11:32	0.0199	Vertical
5/13/2024 10:39	0.0462	Longitudinal
5/14/2024 19:15	0.0161	Vertical
5/15/2024 20:30	0.0233	Vertical
5/16/2024 19:45	0.0161	Vertical
5/17/2024 18:30	0.0152	Vertical
5/18/2024 22:45	0.0223	Vertical



9200 Collins Vibration Monitor - Maximum Daily Values		
Timestamp	Peak Particle Velocity (in./sec.)	Axis (Longitudinal/Transverse/Vertical)
5/19/2024 17:45	0.022	Vertical
5/20/2024 21:45	0.0199	Vertical
5/21/2024 5:30	0.0233	Longitudinal
5/22/2024 19:02	0.0168	Vertical
5/23/2024 13:38	0.0195	Transverse
5/24/2024 5:30	0.0195	Vertical
5/25/2024 17:30	0.0245	Vertical
5/26/2024 7:15	0.0177	Vertical
5/27/2024 8:45	0.0202	Vertical
5/28/2024 23:00	0.0223	Vertical
5/29/2024 19:45	0.0236	Vertical
5/30/2024 7:30	0.0168	Vertical
5/31/2024 10:30	0.0285	Longitudinal
6/1/2024 8:15	0.0199	Vertical
6/2/2024 20:15	0.0158	Vertical
6/3/2024 9:31	0.054	Longitudinal
6/4/2024 21:00	0.0925	Transverse
6/5/2024 0:15	0.0441	Transverse
6/6/2024 11:45	0.0571	Longitudinal
6/7/2024 15:22	0.0794	Transverse
6/8/2024 7:30	0.0248	Longitudinal
6/9/2024 16:30	0.0124	Longitudinal
6/10/2024 9:30	0.0177	Transverse
6/11/2024 15:00	0.0273	Transverse
6/12/2024 14:15	0.059	Longitudinal
6/13/2024 9:15	0.0258	Longitudinal
6/14/2024 12:45	0.0332	Longitudinal
6/15/2024 6:15	0.0155	Longitudinal
6/16/2024 13:00	0.0161	Longitudinal
6/17/2024 9:45	0.0264	Transverse
6/18/2024 6:45	0.0127	Transverse
6/19/2024 14:16	0.0124	Longitudinal
6/20/2024 10:45	0.0146	Transverse
6/21/2024 23:00	0.0227	Longitudinal
6/22/2024 15:00	0.0161	Longitudinal
6/23/2024 2:30	0.0245	Longitudinal
6/24/2024 14:15	0.013	Longitudinal
6/25/2024 12:45	0.0161	Transverse
6/26/2024 17:25	0.018	Transverse
6/27/2024 10:15	0.0146	Longitudinal
6/28/2024 13:59	0.0137	Vertical
6/29/2024 19:59	0.0273	Longitudinal
6/30/2024 11:59	0.0208	Longitudinal

9200 Collins Vibration Monitor - Maximum Daily Values		
Timestamp	Peak Particle Velocity (in./sec.)	Axis (Longitudinal/Transverse/Vertical)
7/1/2024 10:15	0.0282	Transverse
7/2/2024 1:59	0.013	Longitudinal
7/3/2024 13:45	0.0124	Vertical
7/4/2024 23:15	0.0164	Longitudinal
7/5/2024 0:30	0.0127	Longitudinal
7/6/2024 18:30	0.0186	Longitudinal
7/7/2024 9:15	0.0118	Longitudinal
7/8/2024 15:59	0.0164	Longitudinal
7/9/2024 16:32	0.0583	Transverse
7/10/2024 10:15	0.0161	Longitudinal
7/11/2024 15:00	0.0202	Longitudinal
7/12/2024 22:30	0.0208	Vertical
7/13/2024 11:00	0.0205	Longitudinal
7/14/2024 0:15	0.0109	Vertical
7/15/2024 17:15	0.0335	Transverse
7/16/2024 19:30	0.0096	Longitudinal
7/17/2024 1:59	0.0118	Vertical
7/18/2024 6:30	0.0112	Vertical
7/19/2024 11:00	0.0155	Longitudinal
7/20/2024 1:00	0.0242	Transverse
7/21/2024 14:30	0.014	Longitudinal
7/22/2024 16:30	0.0351	Transverse
7/23/2024 8:15	0.0121	Vertical
7/24/2024 11:45	0.0937	Transverse
7/25/2024 15:15	0.058	Transverse
7/26/2024 11:45	0.0658	Longitudinal
7/27/2024 12:45	0.0729	Longitudinal
7/28/2024 9:15	0.0137	Vertical

9201 Collins Vibration Monitor - Maximum Daily Values		
Timestamp	Peak Particle Velocity (in./sec.)	Axis (Longitudinal/Transverse/Vertical)
2/21/2023 10:15	0.0171	Longitudinal
2/22/2023 6:45	0.0074	Longitudinal
2/23/2023 4:45	0.0059	Longitudinal
2/24/2023 11:00	0.0071	Longitudinal
2/25/2023 13:46	0.0084	Longitudinal
2/26/2023 8:15	0.0189	Longitudinal
2/27/2023 10:30	0.0164	Transverse
2/28/2023 3:15	0.013	Transverse
3/1/2023 7:46	0.0127	Transverse
3/2/2023 9:30	0.0155	Transverse
3/3/2023 4:00	0.0251	Transverse
3/4/2023 8:15	0.0071	Vertical
3/5/2023 13:46	0.0307	Longitudinal
3/6/2023 12:23	0.0168	Transverse
3/7/2023 15:30	0.0112	Transverse
3/8/2023 12:00	0.0099	Transverse
3/9/2023 15:00	0.0372	Longitudinal
3/10/2023 23:00	0.0183	Longitudinal
3/11/2023 15:45	0.0155	Longitudinal
3/12/2023 11:30	0.0115	Longitudinal
3/13/2023 17:15	0.0053	Vertical
3/14/2023 14:45	0.0053	Vertical
3/15/2023 12:30	0.0115	Longitudinal
3/16/2023 16:30	0.0065	Vertical
3/17/2023 10:30	0.009	Vertical
3/18/2023 18:00	0.0065	Longitudinal
3/19/2023 11:45	0.0043	Longitudinal
3/20/2023 14:15	0.0254	Longitudinal
3/21/2023 23:30	0.0254	Vertical
3/22/2023 12:15	0.009	Longitudinal
3/23/2023 11:15	0.0459	Vertical
3/24/2023 7:45	0.0109	Vertical
3/25/2023 15:45	0.0084	Longitudinal
3/26/2023 12:45	0.0469	Longitudinal
3/27/2023 12:15	0.0106	Vertical
3/28/2023 12:00	0.0208	Longitudinal
3/29/2023 11:15	0.0248	Vertical
3/30/2023 14:15	0.2318	Longitudinal
3/31/2023 12:45	0.0096	Longitudinal
4/1/2023 18:15	0.0279	Vertical
4/2/2023 18:45	0.0102	Vertical
4/3/2023 11:30	0.0074	Longitudinal
4/4/2023 19:59	0.0106	Vertical

9201 Collins Vibration Monitor - Maximum Daily Values		
Timestamp	Peak Particle Velocity (in./sec.)	Axis (Longitudinal/Transverse/Vertical)
4/5/2023 9:15	0.0071	Transverse
4/6/2023 12:00	0.0109	Transverse
4/7/2023 19:30	0.0208	Longitudinal
4/8/2023 18:00	0.0053	Longitudinal
4/9/2023 17:45	0.0081	Longitudinal
4/10/2023 15:45	0.0043	Transverse
4/11/2023 12:30	0.009	Longitudinal
4/12/2023 12:01	0.0987	Vertical
4/13/2023 11:45	0.0068	Vertical
4/14/2023 8:59	0.0239	Longitudinal
4/15/2023 15:45	0.0174	Longitudinal
4/16/2023 13:00	0.0102	Vertical
4/17/2023 10:30	0.0078	Longitudinal
4/18/2023 11:30	0.0093	Longitudinal
4/19/2023 13:15	0.1089	Longitudinal
4/20/2023 11:30	0.0074	Transverse
4/21/2023 4:15	0.0109	Vertical
4/22/2023 9:30	0.0106	Longitudinal
4/23/2023 5:30	0.0099	Vertical
4/24/2023 19:45	0.0068	Longitudinal
4/25/2023 10:30	0.0062	Longitudinal
4/26/2023 10:30	0.0385	Vertical
4/27/2023 11:30	0.0047	Transverse
4/28/2023 12:45	0.2337	Transverse
4/29/2023 18:00	0.0348	Longitudinal
4/30/2023 19:59	0.0115	Vertical
5/1/2023 13:45	0.0149	Transverse
5/2/2023 10:00	0.0195	Longitudinal
5/3/2023 18:02	0.0124	Longitudinal
5/4/2023 10:15	0.0065	Vertical
5/5/2023 15:16	0.0434	Longitudinal
5/6/2023 18:45	0.0211	Vertical
5/7/2023 15:15	0.041	Vertical
5/8/2023 12:30	0.0298	Longitudinal
5/9/2023 18:15	0.0037	Transverse
5/10/2023 18:01	0.0177	Longitudinal
5/11/2023 10:15	0.009	Transverse
5/12/2023 12:00	0.0189	Transverse
5/13/2023 15:45	0.0059	Vertical
5/14/2023 11:30	0.0205	Longitudinal
5/15/2023 9:45	0.0267	Transverse
5/16/2023 8:30	0.0047	Transverse
5/17/2023 22:00	0.0071	Vertical

9201 Collins Vibration Monitor - Maximum Daily Values		
Timestamp	Peak Particle Velocity (in./sec.)	Axis (Longitudinal/Transverse/Vertical)
5/18/2023 11:30	0.005	Transverse
5/19/2023 14:15	0.0264	Transverse
5/20/2023 15:30	0.0053	Transverse
5/21/2023 15:00	0.0062	Transverse
5/22/2023 12:15	0.0106	Transverse
5/23/2023 11:45	0.0087	Transverse
5/24/2023 10:15	0.0099	Transverse
5/25/2023 8:59	0.0146	Transverse
5/26/2023 14:45	0.0127	Vertical
5/27/2023 19:30	0.0084	Longitudinal
5/28/2023 20:30	0.0146	Longitudinal
5/29/2023 19:00	0.0068	Transverse
5/30/2023 17:15	0.014	Transverse
5/31/2023 12:00	0.023	Transverse
6/1/2023 8:59	0.0146	Transverse
6/2/2023 13:00	0.0757	Longitudinal
6/3/2023 23:15	0.0124	Vertical
6/4/2023 16:31	0.0164	Transverse
6/5/2023 9:30	0.0127	Transverse
6/6/2023 20:45	0.0158	Longitudinal
6/7/2023 11:15	0.0487	Longitudinal
6/8/2023 16:45	0.022	Vertical
6/9/2023 13:08	0.045	Longitudinal
6/10/2023 13:30	0.0112	Longitudinal
6/11/2023 16:01	0.0183	Longitudinal
6/12/2023 10:45	0.0115	Transverse
6/13/2023 9:30	0.0171	Transverse
6/14/2023 11:45	0.0416	Longitudinal
6/15/2023 13:59	0.0071	Transverse
6/16/2023 10:30	0.0137	Vertical
6/17/2023 13:45	0.009	Vertical
6/18/2023 13:15	0.0047	Transverse
6/19/2023 15:01	0.0062	Longitudinal
6/20/2023 13:15	0.0149	Transverse
6/21/2023 12:01	0.0186	Longitudinal
6/22/2023 10:45	0.0264	Longitudinal
6/23/2023 15:46	0.0645	Transverse
6/24/2023 19:31	0.0081	Longitudinal
6/25/2023 13:00	0.0056	Vertical
6/26/2023 11:30	0.0143	Transverse
6/27/2023 13:30	0.0189	Transverse
6/28/2023 16:30	0.0171	Transverse
6/29/2023 12:30	0.0158	Transverse

9201 Collins Vibration Monitor - Maximum Daily Values		
Timestamp	Peak Particle Velocity (in./sec.)	Axis (Longitudinal/Transverse/Vertical)
6/30/2023 14:15	0.0177	Transverse
7/1/2023 16:01	0.0059	Longitudinal
7/2/2023 14:30	0.0078	Longitudinal
7/3/2023 13:15	0.0245	Longitudinal
7/4/2023 21:31	0.0174	Vertical
7/5/2023 13:30	0.0189	Transverse
7/6/2023 11:58	0.324	Transverse
7/7/2023 7:30	0.0357	Longitudinal
7/8/2023 18:15	0.0099	Longitudinal
7/9/2023 18:01	0.0096	Longitudinal
7/10/2023 8:59	0.0242	Transverse
7/11/2023 7:30	0.0174	Longitudinal
7/12/2023 12:45	0.0118	Transverse
7/13/2023 10:45	0.0295	Longitudinal
7/14/2023 15:32	0.018	Transverse
7/15/2023 0:16	0.0074	Vertical
7/16/2023 21:00	0.0124	Longitudinal
7/17/2023 11:15	0.0223	Vertical
7/18/2023 12:45	0.0177	Transverse
7/19/2023 16:01	0.0208	Transverse
7/20/2023 13:59	0.0161	Longitudinal
7/21/2023 13:30	0.0152	Transverse
7/22/2023 18:00	0.0093	Longitudinal
7/23/2023 19:59	0.0099	Longitudinal
7/24/2023 9:15	0.0261	Transverse
7/25/2023 8:00	0.0155	Longitudinal
7/26/2023 13:59	0.0295	Transverse
7/27/2023 13:30	0.0332	Transverse
7/28/2023 12:30	0.0195	Transverse
7/29/2023 12:45	0.0121	Transverse
7/30/2023 15:15	0.0118	Longitudinal
7/31/2023 17:15	0.0214	Transverse
8/1/2023 9:45	0.0242	Transverse
8/2/2023 17:30	0.0438	Longitudinal
8/3/2023 11:32	0.022	Transverse
8/4/2023 10:15	0.0168	Transverse
8/5/2023 12:15	0.0084	Vertical
8/6/2023 8:59	0.0155	Longitudinal
8/7/2023 10:47	0.0261	Transverse
8/8/2023 7:15	0.0341	Longitudinal
8/9/2023 0:15	0.0208	Longitudinal
8/10/2023 10:00	0.0199	Transverse
8/11/2023 12:45	0.0248	Transverse

9201 Collins Vibration Monitor - Maximum Daily Values		
Timestamp	Peak Particle Velocity (in./sec.)	Axis (Longitudinal/Transverse/Vertical)
8/12/2023 11:30	0.0068	Longitudinal
8/13/2023 14:45	0.0115	Longitudinal
8/14/2023 13:15	0.0127	Transverse
8/15/2023 9:45	0.0099	Transverse
8/16/2023 9:30	0.0133	Transverse
8/17/2023 7:15	0.0279	Longitudinal
8/18/2023 12:00	0.0177	Transverse
8/19/2023 16:00	0.0068	Vertical
8/20/2023 19:59	0.0189	Longitudinal
8/21/2023 12:47	0.009	Transverse
8/22/2023 10:45	0.0121	Longitudinal
8/23/2023 9:30	0.0096	Transverse
8/24/2023 10:15	0.0214	Transverse
8/25/2023 11:45	0.0158	Transverse
8/26/2023 12:45	0.0137	Longitudinal
8/27/2023 10:45	0.0062	Longitudinal
8/28/2023 11:45	0.0214	Transverse
8/29/2023 8:45	0.0143	Transverse
8/30/2023 15:30	0.0112	Transverse
8/31/2023 8:45	0.013	Transverse
9/1/2023 23:45	0.1353	Transverse
9/2/2023 16:45	0.0059	Longitudinal
9/3/2023 18:02	0.0586	Transverse
9/4/2023 11:45	0.0081	Transverse
9/5/2023 12:02	0.0137	Transverse
9/6/2023 18:01	0.0223	Longitudinal
9/7/2023 9:32	0.0121	Transverse
9/8/2023 15:32	0.0074	Transverse
9/9/2023 14:46	0.0155	Longitudinal
9/10/2023 0:02	0.0282	Longitudinal
9/11/2023 15:15	0.0149	Transverse
9/12/2023 8:04	0.0245	Longitudinal
9/13/2023 14:46	0.0124	Transverse
9/14/2023 12:02	0.0186	Longitudinal
9/15/2023 9:47	0.0096	Transverse
9/16/2023 16:16	0.0047	Longitudinal
9/17/2023 11:30	0.0124	Longitudinal
9/18/2023 17:00	0.0127	Transverse
9/19/2023 8:30	0.0137	Transverse
9/20/2023 14:16	0.0273	Longitudinal
9/21/2023 15:37	0.0279	Longitudinal
9/22/2023 11:00	0.0102	Vertical
9/23/2023 18:00	0.0062	Longitudinal

9201 Collins Vibration Monitor - Maximum Daily Values		
Timestamp	Peak Particle Velocity (in./sec.)	Axis (Longitudinal/Transverse/Vertical)
9/24/2023 18:45	0.0068	Longitudinal
9/25/2023 10:17	0.0112	Transverse
9/26/2023 12:03	0.0087	Transverse
9/27/2023 8:59	0.0199	Transverse
9/28/2023 14:19	0.0285	Longitudinal
9/29/2023 12:17	0.018	Transverse
9/30/2023 16:47	0.0065	Longitudinal
10/1/2023 18:15	0.0109	Longitudinal
10/2/2023 15:45	0.0192	Transverse
10/3/2023 8:59	0.0189	Transverse
10/4/2023 12:29	0.0425	Longitudinal
10/5/2023 13:31	0.0155	Transverse
10/6/2023 9:47	0.0379	Longitudinal
10/7/2023 17:32	0.0056	Transverse
10/8/2023 8:15	0.0133	Longitudinal
10/9/2023 8:15	0.0177	Longitudinal
10/10/2023 11:30	0.0127	Longitudinal
10/11/2023 13:32	0.0742	Vertical
10/12/2023 9:17	0.0118	Transverse
10/13/2023 8:30	0.0192	Transverse
10/14/2023 19:17	0.0043	Longitudinal
10/15/2023 15:31	0.0059	Longitudinal
10/16/2023 13:17	0.0171	Transverse
10/17/2023 17:45	0.0161	Transverse
10/18/2023 14:45	0.0099	Transverse
10/19/2023 13:45	0.0087	Transverse
10/20/2023 8:15	0.0149	Transverse
10/21/2023 18:30	0.0056	Longitudinal
10/22/2023 12:16	0.0059	Longitudinal
10/23/2023 19:16	0.0093	Longitudinal
10/24/2023 9:30	0.0096	Longitudinal
10/25/2023 15:15	0.0137	Transverse
10/26/2023 8:30	0.0065	Transverse
10/27/2023 16:46	0.0096	Transverse
10/28/2023 17:15	0.009	Vertical
10/29/2023 15:59	0.0043	Transverse
10/30/2023 5:59	0.0065	Transverse
10/31/2023 13:15	0.0118	Transverse
11/1/2023 11:15	0.0068	Longitudinal
11/2/2023 11:18	0.031	Longitudinal
11/3/2023 12:30	0.0407	Transverse
11/4/2023 11:00	0.0037	Longitudinal
11/5/2023 1:45	0.0074	Longitudinal



9201 Collins Vibration Monitor - Maximum Daily Values		
Timestamp	Peak Particle Velocity (in./sec.)	Axis (Longitudinal/Transverse/Vertical)
11/6/2023 14:30	0.0121	Transverse
11/7/2023 11:45	0.009	Transverse
11/8/2023 12:00	0.0106	Transverse
11/9/2023 9:30	0.0106	Transverse
11/10/2023 18:00	0.0062	Longitudinal
11/11/2023 19:15	0.0109	Longitudinal
11/12/2023 6:59	0.005	Longitudinal
11/13/2023 10:30	0.009	Transverse
11/14/2023 8:16	0.0183	Transverse
11/15/2023 8:15	0.0118	Vertical
11/16/2023 3:45	0.0146	Longitudinal
11/17/2023 10:46	0.0074	Transverse
11/18/2023 16:46	0.0056	Vertical
11/19/2023 12:00	0.0047	Longitudinal
11/20/2023 16:16	0.0106	Transverse
11/21/2023 11:30	0.0285	Transverse
11/22/2023 22:31	0.0074	Vertical
11/23/2023 16:31	0.0071	Vertical
11/24/2023 16:01	0.0081	Longitudinal
11/25/2023 14:45	0.0056	Transverse
11/26/2023 17:45	0.0047	Vertical
11/27/2023 11:15	0.009	Transverse
11/28/2023 8:15	0.0158	Transverse
11/29/2023 16:46	0.0205	Transverse
11/30/2023 11:26	0.0335	Longitudinal
12/1/2023 9:46	0.0059	Transverse
12/2/2023 16:59	0.0124	Longitudinal
12/3/2023 18:00	0.0074	Longitudinal
12/4/2023 12:45	0.0074	Longitudinal
12/5/2023 8:30	0.0152	Transverse
12/6/2023 11:45	0.0624	Longitudinal
12/7/2023 12:30	0.0121	Transverse
12/8/2023 13:30	0.0071	Transverse
12/9/2023 10:00	0.0053	Longitudinal
12/10/2023 11:30	0.009	Longitudinal
12/11/2023 14:15	0.0109	Transverse
12/12/2023 16:31	0.0081	Transverse
12/13/2023 8:45	0.0106	Transverse
12/14/2023 12:00	0.0152	Transverse
12/15/2023 13:30	0.0084	Transverse
12/16/2023 10:00	0.0062	Longitudinal
12/17/2023 12:45	0.0233	Longitudinal
12/18/2023 8:15	0.0118	Transverse

9201 Collins Vibration Monitor - Maximum Daily Values		
Timestamp	Peak Particle Velocity (in./sec.)	Axis (Longitudinal/Transverse/Vertical)
12/19/2023 9:15	0.0078	Transverse
12/20/2023 12:30	0.0158	Transverse
12/21/2023 8:30	0.0115	Transverse
12/22/2023 9:45	0.0087	Transverse
12/23/2023 13:30	0.014	Vertical
12/24/2023 12:59	0.0332	Longitudinal
12/25/2023 10:30	0.0068	Longitudinal
12/26/2023 15:45	0.0127	Transverse
12/27/2023 14:15	0.0158	Transverse
12/28/2023 6:30	0.0112	Transverse
12/29/2023 8:45	0.0292	Longitudinal
12/30/2023 11:30	0.0047	Longitudinal
12/31/2023 15:45	0.0106	Longitudinal
1/1/2024 12:59	0.0133	Longitudinal
1/2/2024 11:15	0.0192	Transverse
1/3/2024 10:30	0.0133	Transverse
1/4/2024 9:45	0.0174	Transverse
1/5/2024 10:01	0.0149	Transverse
1/6/2024 15:31	0.0093	Longitudinal
1/7/2024 11:15	0.0155	Longitudinal
1/8/2024 12:15	0.0143	Transverse
1/9/2024 12:00	0.0177	Transverse
1/10/2024 14:00	0.009	Vertical
1/11/2024 15:45	0.0118	Transverse
1/12/2024 16:15	0.0115	Transverse
1/13/2024 15:15	0.0127	Longitudinal
1/14/2024 9:30	0.0047	Longitudinal
1/15/2024 10:59	0.004	Longitudinal
1/16/2024 14:15	0.0112	Transverse
1/17/2024 14:48	0.0102	Vertical
1/18/2024 10:30	0.0164	Transverse
1/19/2024 10:59	0.0192	Longitudinal
1/20/2024 14:45	0.0037	Vertical
1/21/2024 10:45	0.0369	Vertical
1/22/2024 10:45	0.0158	Transverse
1/23/2024 11:30	0.0183	Transverse
1/24/2024 11:30	0.0109	Transverse
1/25/2024 16:15	0.0112	Longitudinal
1/26/2024 12:30	0.0112	Transverse
1/27/2024 16:59	0.0093	Vertical
1/28/2024 10:15	0.0056	Vertical
1/29/2024 13:16	0.0152	Transverse
1/30/2024 14:15	0.0133	Transverse

9201 Collins Vibration Monitor - Maximum Daily Values		
Timestamp	Peak Particle Velocity (in./sec.)	Axis (Longitudinal/Transverse/Vertical)
1/31/2024 16:30	0.014	Vertical
2/1/2024 12:59	0.0143	Transverse
2/2/2024 10:30	0.0676	Transverse
2/3/2024 16:59	0.0084	Longitudinal
2/4/2024 17:46	0.013	Longitudinal
2/5/2024 5:15	0.0059	Vertical
2/6/2024 18:30	0.0109	Longitudinal
2/7/2024 13:31	0.0078	Vertical
2/8/2024 9:31	0.0133	Vertical
2/9/2024 14:16	0.0065	Longitudinal
2/10/2024 16:00	0.005	Transverse
2/11/2024 16:30	0.014	Longitudinal
2/12/2024 9:30	0.0363	Longitudinal
2/13/2024 14:30	0.014	Transverse
2/14/2024 8:15	0.0112	Vertical
2/15/2024 15:19	0.0093	Longitudinal
2/16/2024 8:59	0.0065	Longitudinal
2/17/2024 13:31	0.1111	Transverse
2/18/2024 12:45	0.0043	Transverse
2/19/2024 20:00	0.0047	Vertical
2/20/2024 16:03	0.0096	Transverse
2/21/2024 17:31	0.0217	Longitudinal
2/22/2024 12:32	0.0074	Transverse
2/23/2024 17:31	0.0053	Longitudinal
2/24/2024 17:16	0.0071	Vertical
2/25/2024 14:45	0.0074	Longitudinal
2/26/2024 15:47	0.0062	Vertical
2/27/2024 10:31	0.0043	Transverse
2/28/2024 10:15	0.0065	Transverse
2/29/2024 17:17	0.0043	Longitudinal
3/1/2024 8:15	0.004	Vertical
3/2/2024 17:31	0.0106	Longitudinal
3/3/2024 10:15	0.0071	Longitudinal
3/4/2024 15:45	0.0109	Longitudinal
3/5/2024 4:22	0.0171	Longitudinal
3/6/2024 17:31	0.013	Longitudinal
3/7/2024 4:46	0.0118	Longitudinal
3/8/2024 12:00	0.005	Longitudinal
3/9/2024 16:46	0.0078	Transverse
3/10/2024 12:15	0.0068	Vertical
3/11/2024 17:46	0.0074	Longitudinal
3/12/2024 11:59	0.0394	Longitudinal
3/13/2024 11:31	0.0059	Longitudinal

9201 Collins Vibration Monitor - Maximum Daily Values		
Timestamp	Peak Particle Velocity (in./sec.)	Axis (Longitudinal/Transverse/Vertical)
3/14/2024 5:31	0.0087	Transverse
3/15/2024 11:17	0.0062	Longitudinal
3/16/2024 18:15	0.0115	Longitudinal
3/17/2024 17:01	0.0062	Vertical
3/18/2024 15:30	0.0053	Vertical
3/19/2024 15:15	0.0087	Transverse
3/20/2024 8:16	0.0053	Transverse
3/21/2024 17:30	0.0056	Vertical
3/22/2024 10:15	0.0056	Vertical
3/23/2024 11:00	0.0158	Longitudinal
3/24/2024 11:45	0.0186	Longitudinal
3/25/2024 17:15	0.0081	Longitudinal
3/26/2024 18:15	0.0078	Longitudinal
3/27/2024 19:30	0.005	Transverse
3/28/2024 4:22	0.0217	Longitudinal
3/29/2024 11:01	0.014	Longitudinal
3/30/2024 17:01	0.005	Vertical
3/31/2024 14:45	0.0087	Transverse
4/1/2024 10:45	0.0164	Vertical
4/2/2024 15:15	0.0307	Longitudinal
4/3/2024 13:01	0.005	Transverse
4/4/2024 0:31	0.0112	Transverse
4/5/2024 17:59	0.0062	Longitudinal
4/6/2024 17:16	0.0208	Longitudinal
4/7/2024 22:45	0.0065	Longitudinal
4/8/2024 12:45	0.005	Vertical
4/9/2024 18:47	0.0068	Longitudinal
4/10/2024 10:15	0.0189	Longitudinal
4/11/2024 7:59	0.0068	Transverse
4/12/2024 17:01	0.014	Longitudinal
4/13/2024 12:30	0.0081	Vertical
4/14/2024 12:45	0.0186	Vertical
4/15/2024 9:32	0.0233	Longitudinal
4/16/2024 19:15	0.0053	Longitudinal
4/17/2024 13:36	0.0074	Transverse
4/18/2024 15:45	0.0093	Transverse
4/19/2024 17:59	0.0078	Vertical
4/20/2024 10:15	0.0081	Vertical
4/21/2024 20:15	0.0078	Vertical
4/22/2024 12:15	0.0115	Vertical
4/23/2024 17:30	0.0071	Transverse
4/24/2024 3:59	0.0084	Longitudinal
4/25/2024 12:45	0.0056	Longitudinal

9201 Collins Vibration Monitor - Maximum Daily Values		
Timestamp	Peak Particle Velocity (in./sec.)	Axis (Longitudinal/Transverse/Vertical)
4/26/2024 11:59	0.0071	Longitudinal
4/27/2024 13:15	0.027	Longitudinal
4/28/2024 13:45	0.0034	Transverse
4/29/2024 22:15	0.0087	Vertical
4/30/2024 2:15	0.0062	Longitudinal
5/1/2024 20:45	0.0062	Transverse
5/2/2024 11:45	0.0065	Longitudinal
5/3/2024 8:45	0.004	Transverse
5/4/2024 18:30	0.0047	Vertical
5/5/2024 16:45	0.0121	Longitudinal
5/6/2024 9:00	0.0056	Transverse
5/7/2024 15:00	0.0059	Transverse
5/8/2024 10:30	0.005	Vertical
5/9/2024 7:00	0.0034	Vertical
5/10/2024 10:30	0.041	Transverse
5/11/2024 18:46	0.0096	Longitudinal
5/12/2024 12:45	0.0065	Transverse
5/13/2024 10:15	0.0053	Vertical
5/14/2024 14:15	0.0099	Transverse
5/15/2024 13:59	0.0034	Transverse
5/16/2024 14:30	0.0043	Transverse
5/17/2024 19:59	0.0074	Vertical
5/18/2024 17:59	0.0047	Longitudinal
5/19/2024 16:15	0.0056	Transverse
5/20/2024 15:59	0.0109	Longitudinal
5/21/2024 19:46	0.005	Transverse
5/22/2024 19:16	0.0056	Longitudinal
5/23/2024 19:46	0.0053	Transverse
5/24/2024 19:16	0.0062	Longitudinal
5/25/2024 11:30	0.0102	Longitudinal
5/26/2024 12:15	0.0431	Longitudinal
5/27/2024 16:15	0.0071	Transverse
5/28/2024 7:01	0.0047	Longitudinal
5/29/2024 17:00	0.0065	Transverse
5/30/2024 8:15	0.0109	Longitudinal
5/31/2024 12:15	0.0059	Longitudinal
6/1/2024 23:59	0.014	Longitudinal
6/2/2024 10:16	0.0078	Longitudinal
6/3/2024 9:59	0.0087	Transverse
6/4/2024 11:30	0.005	Longitudinal
6/5/2024 16:15	0.0065	Transverse
6/6/2024 15:59	0.0074	Longitudinal
6/7/2024 17:00	0.0171	Vertical

9201 Collins Vibration Monitor - Maximum Daily Values		
Timestamp	Peak Particle Velocity (in./sec.)	Axis (Longitudinal/Transverse/Vertical)
6/8/2024 20:30	0.0093	Longitudinal
6/9/2024 15:00	0.0062	Longitudinal
6/10/2024 17:00	0.0062	Transverse
6/11/2024 11:31	0.0099	Longitudinal
6/12/2024 14:45	0.0146	Vertical
6/13/2024 17:00	0.0385	Longitudinal
6/14/2024 11:59	0.0068	Transverse
6/15/2024 13:00	0.0062	Longitudinal
6/16/2024 22:15	0.0062	Longitudinal
6/17/2024 12:15	0.0096	Longitudinal
6/18/2024 13:30	0.0043	Transverse
6/19/2024 17:45	0.0084	Transverse
6/20/2024 9:45	0.0059	Longitudinal
6/21/2024 17:16	0.0053	Longitudinal
6/22/2024 15:00	0.0065	Transverse
6/23/2024 2:30	0.0127	Vertical
6/24/2024 14:15	0.0099	Transverse
6/25/2024 7:59	0.0168	Longitudinal
6/26/2024 10:31	0.0059	Longitudinal
6/27/2024 10:45	0.0068	Longitudinal
6/28/2024 23:45	0.0078	Longitudinal
6/29/2024 13:00	0.0084	Transverse
6/30/2024 18:30	0.0152	Longitudinal
7/1/2024 20:45	0.0081	Transverse
7/2/2024 13:00	0.0137	Vertical
7/3/2024 10:30	0.0056	Longitudinal
7/4/2024 21:30	0.0152	Vertical
7/5/2024 13:00	0.0074	Longitudinal
7/6/2024 14:30	0.0059	Longitudinal
7/7/2024 13:15	0.0084	Longitudinal
7/8/2024 11:29	0.0056	Longitudinal
7/9/2024 16:38	0.0267	Longitudinal
7/10/2024 14:30	0.0043	Vertical
7/11/2024 14:15	0.004	Longitudinal
7/12/2024 14:31	0.0096	Longitudinal
7/13/2024 20:15	0.0078	Longitudinal
7/14/2024 16:30	0.0071	Transverse
7/15/2024 10:30	0.0102	Longitudinal
7/16/2024 10:30	0.0102	Transverse
7/17/2024 10:30	0.0068	Longitudinal
7/18/2024 14:16	0.0059	Longitudinal
7/19/2024 9:45	0.0053	Transverse
7/20/2024 13:00	0.0053	Vertical

9201 Collins Vibration Monitor - Maximum Daily Values		
Timestamp	Peak Particle Velocity (in./sec.)	Axis (Longitudinal/Transverse/Vertical)
7/21/2024 11:30	0.0124	Transverse
7/22/2024 7:30	0.0121	Longitudinal
7/23/2024 21:15	0.0078	Longitudinal
7/24/2024 13:15	0.0099	Longitudinal
7/25/2024 19:16	0.0053	Transverse
7/26/2024 14:15	0.0109	Longitudinal
7/27/2024 19:59	0.0062	Transverse
7/28/2024 16:30	0.0065	Longitudinal

9225 Collins Vibration Monitor - Maximum Daily Values		
Timestamp	Peak Particle Velocity (in./sec.)	Axis (Longitudinal/Transverse/Vertical)
2/21/2023 3:15	0.0127	Longitudinal
2/22/2023 6:00	0.0087	Longitudinal
2/23/2023 18:46	0.0143	Longitudinal
2/24/2023 12:59	0.0109	Longitudinal
2/25/2023 4:00	0.0112	Longitudinal
2/26/2023 13:46	0.0127	Longitudinal
2/27/2023 4:15	0.0112	Transverse
2/28/2023 2:45	0.0112	Longitudinal
3/1/2023 12:59	0.0115	Transverse
3/2/2023 11:00	0.2271	Longitudinal
3/3/2023 11:45	0.0137	Vertical
3/4/2023 17:00	0.0118	Transverse
3/5/2023 15:15	0.0143	Vertical
3/6/2023 17:15	0.0183	Longitudinal
3/7/2023 7:30	0.0388	Longitudinal
3/8/2023 7:45	0.018	Vertical
3/9/2023 10:15	0.0285	Transverse
3/10/2023 9:00	0.0208	Vertical
3/11/2023 9:15	0.0161	Longitudinal
3/12/2023 7:45	0.0124	Vertical
3/13/2023 8:00	0.0146	Transverse
3/14/2023 16:45	0.0146	Longitudinal
3/15/2023 10:00	0.0137	Longitudinal
3/16/2023 7:45	0.0388	Vertical
3/17/2023 7:45	0.0155	Transverse
3/18/2023 19:00	0.0155	Transverse
3/19/2023 4:45	0.0133	Longitudinal
3/20/2023 10:15	0.0177	Transverse
3/21/2023 14:45	0.0168	Vertical
3/22/2023 8:59	0.0112	Transverse
3/23/2023 18:00	0.018	Vertical
3/24/2023 19:30	0.022	Transverse
3/25/2023 8:00	0.0338	Vertical
3/26/2023 19:45	0.0109	Transverse
3/27/2023 13:45	0.0112	Transverse
3/28/2023 23:15	0.0351	Longitudinal
3/29/2023 0:45	0.0379	Longitudinal
3/30/2023 7:00	0.0174	Longitudinal
3/31/2023 17:15	0.0121	Vertical
4/1/2023 9:30	0.013	Transverse
4/2/2023 12:00	0.0096	Vertical
4/3/2023 8:30	0.0195	Longitudinal
4/4/2023 10:15	0.0555	Longitudinal



9225 Collins Vibration Monitor - Maximum Daily Values		
Timestamp	Peak Particle Velocity (in./sec.)	Axis (Longitudinal/Transverse/Vertical)
4/5/2023 15:45	0.0127	Vertical
4/6/2023 11:00	0.0143	Transverse
4/7/2023 11:00	0.0205	Longitudinal
4/8/2023 16:00	0.0186	Vertical
4/9/2023 9:30	0.023	Vertical
4/10/2023 22:00	0.0171	Longitudinal
4/11/2023 17:00	0.0183	Vertical
4/12/2023 12:15	0.0155	Longitudinal
4/13/2023 17:30	0.0164	Transverse
4/14/2023 8:45	0.0127	Transverse
4/15/2023 8:59	0.0199	Vertical
4/16/2023 21:30	0.0168	Transverse
4/17/2023 4:00	0.0186	Longitudinal
4/18/2023 11:00	0.0118	Vertical
4/19/2023 12:30	0.0202	Transverse
4/20/2023 11:15	0.036	Vertical
4/21/2023 18:15	0.0143	Vertical
4/22/2023 16:00	0.0127	Transverse
4/23/2023 17:45	0.0177	Vertical
4/24/2023 10:30	0.0124	Vertical
4/25/2023 22:45	0.0149	Vertical
4/26/2023 19:15	0.0102	Transverse
4/27/2023 9:45	0.013	Vertical
4/28/2023 15:45	0.2048	Vertical
4/29/2023 10:45	0.0112	Vertical
4/30/2023 15:00	0.0152	Transverse
5/1/2023 6:15	0.0102	Transverse
5/2/2023 11:45	0.0248	Vertical
5/3/2023 17:00	0.0127	Vertical
5/4/2023 10:00	0.0202	Vertical
5/5/2023 14:55	0.489	Vertical
5/6/2023 17:30	0.0236	Longitudinal
5/7/2023 7:30	0.0099	Longitudinal
5/8/2023 15:45	0.0248	Vertical
5/9/2023 7:15	0.0155	Vertical
5/10/2023 19:15	0.0168	Longitudinal
5/11/2023 16:45	0.0099	Vertical
5/12/2023 8:30	0.022	Vertical
5/13/2023 20:30	0.0112	Vertical
5/14/2023 18:45	0.0127	Vertical
5/15/2023 17:45	0.0155	Vertical
5/16/2023 10:00	0.0205	Longitudinal
5/17/2023 16:45	0.0115	Vertical

9225 Collins Vibration Monitor - Maximum Daily Values		
Timestamp	Peak Particle Velocity (in./sec.)	Axis (Longitudinal/Transverse/Vertical)
5/18/2023 9:30	0.0307	Vertical
5/19/2023 16:15	0.0102	Vertical
5/20/2023 16:45	0.0106	Vertical
5/21/2023 12:00	0.014	Vertical
5/22/2023 12:15	0.0106	Transverse
5/23/2023 22:45	0.0133	Longitudinal
5/24/2023 0:30	0.0124	Vertical
5/25/2023 0:45	0.0192	Vertical
5/26/2023 10:15	0.0133	Vertical
5/27/2023 18:30	0.014	Vertical
5/28/2023 8:59	0.0223	Transverse
5/29/2023 21:15	0.0118	Longitudinal
5/30/2023 21:30	0.0199	Vertical
5/31/2023 13:00	0.0174	Vertical
6/1/2023 14:45	0.0227	Vertical
6/2/2023 12:38	0.4043	Vertical
6/3/2023 11:17	0.0118	Transverse
6/4/2023 1:47	0.0174	Vertical
6/5/2023 1:59	0.0106	Vertical
6/6/2023 8:47	0.0168	Vertical
6/7/2023 23:32	0.0137	Vertical
6/8/2023 16:47	0.0217	Longitudinal
6/9/2023 12:50	0.3057	Longitudinal
6/10/2023 16:45	0.0109	Vertical
6/11/2023 15:15	0.0124	Vertical
6/12/2023 17:00	0.0195	Vertical
6/13/2023 10:15	0.0146	Transverse
6/14/2023 13:45	0.0146	Vertical
6/15/2023 13:45	0.0143	Transverse
6/16/2023 13:00	0.0109	Vertical
6/17/2023 13:45	0.0313	Vertical
6/18/2023 15:15	0.0087	Longitudinal
6/19/2023 14:15	0.0171	Vertical
6/20/2023 18:15	0.0155	Vertical
6/21/2023 1:15	0.0143	Vertical
6/22/2023 18:00	0.0146	Transverse
6/23/2023 22:15	0.0109	Transverse
6/24/2023 20:15	0.014	Transverse
6/25/2023 0:30	0.0227	Vertical
6/26/2023 23:00	0.0121	Transverse
6/27/2023 19:15	0.0137	Vertical
6/28/2023 23:15	0.0186	Vertical
6/29/2023 14:15	0.0149	Longitudinal

9225 Collins Vibration Monitor - Maximum Daily Values		
Timestamp	Peak Particle Velocity (in./sec.)	Axis (Longitudinal/Transverse/Vertical)
6/30/2023 16:00	0.0462	Vertical
7/1/2023 11:00	0.0115	Transverse
7/2/2023 6:45	0.013	Longitudinal
7/3/2023 12:59	0.3587	Vertical
7/4/2023 21:15	0.0509	Vertical
7/5/2023 8:15	0.045	Longitudinal
7/6/2023 16:00	0.013	Transverse
7/7/2023 11:45	0.0115	Vertical
7/8/2023 19:45	0.0214	Longitudinal
7/9/2023 23:00	0.0214	Vertical
7/10/2023 20:45	0.0152	Longitudinal
7/11/2023 8:00	0.013	Vertical
7/12/2023 16:45	0.0127	Vertical
7/13/2023 9:45	0.0158	Transverse
7/14/2023 0:00	0.0242	Transverse
7/15/2023 0:15	0.0326	Vertical
7/16/2023 15:15	0.018	Vertical
7/17/2023 11:30	0.0453	Transverse
7/18/2023 8:45	0.023	Vertical
7/19/2023 10:30	0.0133	Vertical
7/20/2023 15:15	0.1915	Longitudinal
7/21/2023 9:45	0.0146	Transverse
7/22/2023 18:15	0.0192	Transverse
7/23/2023 22:15	0.0261	Vertical
7/24/2023 8:30	0.0183	Vertical
7/25/2023 21:00	0.0251	Vertical
7/26/2023 8:00	0.0295	Vertical
7/27/2023 5:15	0.0158	Vertical
7/28/2023 15:00	0.018	Transverse
7/29/2023 19:45	0.0152	Transverse
7/30/2023 8:46	0.0155	Vertical
7/31/2023 22:45	0.0149	Vertical
8/1/2023 12:30	0.0369	Vertical
8/2/2023 16:00	0.0456	Vertical
8/3/2023 6:45	0.0133	Transverse
8/4/2023 3:00	0.0115	Longitudinal
8/5/2023 11:30	0.0118	Transverse
8/6/2023 6:45	0.0112	Vertical
8/7/2023 14:15	0.0878	Longitudinal
8/8/2023 20:15	0.0121	Vertical
8/9/2023 18:00	0.0195	Vertical
8/10/2023 6:15	0.0164	Transverse
8/11/2023 15:00	0.0168	Vertical

9225 Collins Vibration Monitor - Maximum Daily Values		
Timestamp	Peak Particle Velocity (in./sec.)	Axis (Longitudinal/Transverse/Vertical)
8/12/2023 1:15	0.0152	Vertical
8/13/2023 14:15	0.0161	Vertical
8/14/2023 22:15	0.0146	Vertical
8/15/2023 21:15	0.0307	Vertical
8/16/2023 13:15	0.0186	Transverse
8/17/2023 12:45	0.2315	Longitudinal
8/18/2023 21:30	0.0124	Longitudinal
8/19/2023 15:45	0.0158	Vertical
8/20/2023 0:00	0.0127	Vertical
8/21/2023 3:15	0.0133	Vertical
8/22/2023 5:30	0.0317	Vertical
8/23/2023 13:00	0.0217	Vertical
8/24/2023 16:45	0.1936	Vertical
8/25/2023 15:30	0.0115	Vertical
8/26/2023 19:45	0.013	Transverse
8/27/2023 0:31	0.0143	Vertical
8/28/2023 0:15	0.0146	Vertical
8/29/2023 17:45	0.0143	Vertical
8/30/2023 9:45	0.0124	Vertical
8/31/2023 10:45	0.0164	Vertical
9/1/2023 8:59	0.0177	Vertical
9/2/2023 11:00	0.0112	Vertical
9/3/2023 18:45	0.0143	Vertical
9/4/2023 17:30	0.0161	Transverse
9/5/2023 14:45	0.0161	Longitudinal
9/6/2023 23:00	0.0155	Vertical
9/7/2023 9:15	0.014	Vertical
9/8/2023 11:30	0.0124	Vertical
9/9/2023 11:00	0.0118	Transverse
9/10/2023 12:45	0.0112	Vertical
9/11/2023 13:59	0.0115	Vertical
9/12/2023 8:59	0.0109	Vertical
9/13/2023 23:00	0.022	Transverse
9/14/2023 7:15	0.0205	Transverse
9/15/2023 19:00	0.0118	Longitudinal
9/16/2023 23:15	0.0146	Transverse
9/17/2023 11:30	0.0168	Vertical
9/18/2023 1:16	0.009	Vertical
9/19/2023 21:45	0.0149	Vertical
9/20/2023 15:15	0.0171	Transverse
9/21/2023 13:30	0.0155	Transverse
9/22/2023 21:45	0.0155	Longitudinal
9/23/2023 21:00	0.0332	Longitudinal

9225 Collins Vibration Monitor - Maximum Daily Values		
Timestamp	Peak Particle Velocity (in./sec.)	Axis (Longitudinal/Transverse/Vertical)
9/24/2023 12:45	0.0149	Vertical
9/25/2023 19:31	0.0124	Longitudinal
9/26/2023 10:30	0.0397	Transverse
9/27/2023 15:00	0.0149	Vertical
9/28/2023 7:01	0.0245	Transverse
9/29/2023 8:31	0.018	Transverse
9/30/2023 0:31	0.0115	Vertical
10/1/2023 11:45	0.0118	Vertical
10/2/2023 12:30	0.0208	Vertical
10/3/2023 9:15	0.0149	Vertical
10/4/2023 18:01	0.0199	Vertical
10/5/2023 15:01	0.0121	Longitudinal
10/6/2023 9:45	0.0121	Vertical
10/7/2023 19:00	0.013	Transverse
10/8/2023 18:15	0.0214	Vertical
10/9/2023 17:15	0.0205	Longitudinal
10/10/2023 1:15	0.0379	Vertical
10/11/2023 11:00	0.0574	Longitudinal
10/12/2023 11:45	0.0233	Vertical
10/13/2023 9:15	0.0292	Vertical
10/14/2023 10:15	0.014	Transverse
10/15/2023 13:59	0.0124	Vertical
10/16/2023 10:00	0.0195	Vertical
10/17/2023 10:15	0.0106	Longitudinal
10/18/2023 12:45	0.0186	Longitudinal
10/19/2023 9:30	0.0109	Transverse
10/20/2023 8:31	0.0227	Transverse
10/21/2023 23:30	0.0137	Vertical
10/22/2023 19:30	0.0186	Vertical
10/23/2023 6:16	0.0152	Longitudinal
10/24/2023 13:59	0.0223	Vertical
10/25/2023 9:45	0.018	Transverse
10/26/2023 12:15	0.0143	Vertical
10/27/2023 20:45	0.0233	Longitudinal
10/28/2023 20:16	0.032	Vertical
10/29/2023 21:45	0.0254	Longitudinal
10/30/2023 11:30	0.0112	Transverse
10/31/2023 19:00	0.0171	Vertical
11/1/2023 14:31	0.0164	Longitudinal
11/2/2023 21:01	0.0363	Longitudinal
11/3/2023 21:59	0.0317	Vertical
11/4/2023 7:15	0.0317	Vertical
11/5/2023 14:31	0.2296	Longitudinal

9225 Collins Vibration Monitor - Maximum Daily Values		
Timestamp	Peak Particle Velocity (in./sec.)	Axis (Longitudinal/Transverse/Vertical)
11/6/2023 14:45	0.0202	Transverse
11/7/2023 15:15	0.0189	Vertical
11/8/2023 10:59	0.0481	Transverse
11/9/2023 14:59	0.0149	Longitudinal
11/10/2023 14:45	0.0121	Vertical
11/11/2023 13:46	0.0121	Vertical
11/12/2023 8:31	0.0127	Transverse
11/13/2023 21:30	0.0146	Longitudinal
11/14/2023 19:16	0.0146	Longitudinal
11/15/2023 18:00	0.0168	Vertical
11/16/2023 4:01	0.0248	Transverse
11/17/2023 2:59	0.0189	Transverse
11/18/2023 2:45	0.0143	Vertical
11/19/2023 22:15	0.027	Longitudinal
11/20/2023 12:45	0.0307	Vertical
11/21/2023 10:59	0.0195	Vertical
11/22/2023 10:07	0.1021	Vertical
11/23/2023 13:46	0.0115	Vertical
11/24/2023 9:30	0.0161	Transverse
11/25/2023 10:45	0.0109	Transverse
11/26/2023 12:15	0.0143	Vertical
11/27/2023 17:31	0.0133	Longitudinal
11/28/2023 8:16	0.0149	Vertical
11/29/2023 12:15	0.0161	Transverse
11/30/2023 10:16	0.063	Longitudinal
12/1/2023 8:01	0.0251	Transverse
12/2/2023 19:30	0.0146	Transverse
12/3/2023 19:16	0.0124	Vertical
12/4/2023 10:46	0.0174	Vertical
12/5/2023 10:15	0.0202	Vertical
12/6/2023 12:00	0.0195	Vertical
12/7/2023 12:45	0.022	Vertical
12/8/2023 8:30	0.0146	Transverse
12/9/2023 10:30	0.0161	Vertical
12/10/2023 14:59	0.0242	Vertical
12/11/2023 10:01	0.0143	Vertical
12/12/2023 19:45	0.0127	Transverse
12/13/2023 17:30	0.0282	Vertical
12/14/2023 2:45	0.0133	Longitudinal
12/15/2023 12:30	0.0161	Vertical
12/16/2023 22:46	0.0205	Vertical
12/17/2023 12:59	0.1458	Vertical
12/18/2023 22:16	0.0133	Transverse

9225 Collins Vibration Monitor - Maximum Daily Values		
Timestamp	Peak Particle Velocity (in./sec.)	Axis (Longitudinal/Transverse/Vertical)
12/19/2023 9:46	0.0748	Vertical
12/20/2023 14:45	0.0186	Longitudinal
12/21/2023 17:15	0.0177	Vertical
12/22/2023 6:59	0.0161	Transverse
12/23/2023 13:15	0.0121	Vertical
12/24/2023 11:31	0.0202	Transverse
12/25/2023 6:59	0.0251	Vertical
12/26/2023 21:16	0.0161	Longitudinal
12/27/2023 4:31	0.014	Vertical
12/28/2023 18:16	0.0186	Vertical
12/29/2023 12:16	0.0177	Vertical
12/30/2023 15:46	0.0161	Transverse
12/31/2023 8:16	0.0168	Longitudinal
1/1/2024 16:31	0.027	Vertical
1/2/2024 7:45	0.0152	Transverse
1/3/2024 17:46	0.0202	Vertical
1/4/2024 9:30	0.0233	Longitudinal
1/5/2024 22:01	0.1092	Transverse
1/6/2024 15:30	0.0202	Longitudinal
1/7/2024 7:15	0.014	Vertical
1/8/2024 6:59	0.0143	Vertical
1/9/2024 10:00	0.0177	Transverse
1/10/2024 18:15	0.0146	Longitudinal
1/11/2024 7:30	0.0183	Vertical
1/12/2024 9:30	0.014	Transverse
1/13/2024 14:01	0.0168	Vertical
1/14/2024 8:30	0.0199	Vertical
1/15/2024 10:31	0.0149	Transverse
1/16/2024 13:46	0.0292	Transverse
1/17/2024 18:30	0.0239	Vertical
1/18/2024 16:15	0.0183	Longitudinal
1/19/2024 6:18	0.5849	Vertical
1/22/2024 17:15	0.0137	Vertical
1/23/2024 10:59	0.0416	Transverse
1/24/2024 16:30	0.0202	Vertical
1/25/2024 20:30	0.0164	Vertical
1/26/2024 12:30	0.0189	Longitudinal
1/27/2024 10:15	0.013	Vertical
1/28/2024 18:45	0.0304	Vertical
1/29/2024 8:30	0.0115	Longitudinal
1/30/2024 5:15	0.0158	Longitudinal
1/31/2024 14:45	0.0425	Longitudinal
2/1/2024 8:00	0.0164	Longitudinal

9225 Collins Vibration Monitor - Maximum Daily Values		
Timestamp	Peak Particle Velocity (in./sec.)	Axis (Longitudinal/Transverse/Vertical)
2/2/2024 8:30	0.0214	Longitudinal
2/3/2024 11:15	0.0124	Transverse
2/4/2024 11:30	0.0171	Longitudinal
2/5/2024 19:30	0.0121	Vertical
2/6/2024 10:15	0.0121	Longitudinal
2/7/2024 10:45	0.0639	Longitudinal
2/8/2024 18:00	0.0304	Vertical
2/9/2024 14:30	0.0149	Transverse
2/10/2024 6:59	0.0115	Longitudinal
2/11/2024 14:45	0.0109	Vertical
2/12/2024 6:45	0.0109	Vertical
2/13/2024 18:30	0.0177	Transverse
2/14/2024 16:15	0.014	Vertical
2/15/2024 14:59	0.0164	Transverse
2/16/2024 10:15	0.0264	Longitudinal
2/17/2024 16:30	0.0127	Vertical
2/18/2024 15:15	0.0199	Vertical
2/19/2024 6:59	0.0093	Transverse
2/20/2024 12:45	0.0168	Vertical
2/21/2024 11:30	0.1502	Transverse
2/22/2024 7:30	0.0143	Longitudinal
2/23/2024 14:31	0.0174	Vertical
2/24/2024 19:45	0.0211	Vertical
2/25/2024 5:15	0.0143	Longitudinal
2/26/2024 21:30	0.0174	Transverse
2/27/2024 2:00	0.0295	Transverse
2/28/2024 12:16	0.013	Vertical
2/29/2024 10:31	0.0282	Vertical
3/1/2024 7:30	0.013	Transverse
3/2/2024 15:45	0.0124	Vertical
3/3/2024 19:46	0.013	Vertical
3/4/2024 19:45	0.0195	Transverse
3/5/2024 10:45	0.0375	Transverse
3/6/2024 6:01	0.0158	Vertical
3/7/2024 9:46	0.0273	Transverse
3/8/2024 21:31	0.018	Vertical
3/9/2024 10:00	0.0152	Vertical
3/10/2024 17:59	0.0171	Vertical
3/11/2024 10:45	0.0251	Longitudinal
3/12/2024 23:45	0.0143	Vertical
3/13/2024 5:18	0.095	Longitudinal
3/14/2024 12:31	0.0102	Vertical
3/15/2024 13:30	0.0152	Vertical



9225 Collins Vibration Monitor - Maximum Daily Values		
Timestamp	Peak Particle Velocity (in./sec.)	Axis (Longitudinal/Transverse/Vertical)
3/16/2024 11:31	0.0143	Vertical
3/17/2024 13:30	0.0115	Vertical
3/18/2024 14:16	0.0295	Vertical
3/19/2024 7:45	0.0109	Vertical
3/20/2024 9:15	0.0161	Transverse
3/21/2024 5:45	0.0304	Transverse
3/22/2024 22:31	0.0143	Vertical
3/23/2024 9:16	0.0168	Vertical
3/24/2024 13:59	0.0161	Vertical
3/25/2024 9:15	0.0118	Longitudinal
3/26/2024 0:15	0.0115	Vertical
3/27/2024 18:45	0.0158	Vertical
3/28/2024 3:45	0.0202	Vertical
3/29/2024 18:16	0.0208	Vertical
3/30/2024 16:15	0.0118	Vertical
3/31/2024 15:00	0.0245	Transverse
4/1/2024 9:46	0.0267	Vertical
4/2/2024 4:39	0.0475	Longitudinal
4/3/2024 10:30	0.0813	Vertical
4/4/2024 19:01	0.0127	Vertical
4/5/2024 12:15	0.0112	Transverse
4/6/2024 17:15	0.0124	Transverse
4/7/2024 9:31	0.0109	Vertical
4/8/2024 23:45	0.2194	Longitudinal
4/9/2024 4:45	0.0102	Longitudinal
4/10/2024 13:15	0.0168	Vertical
4/11/2024 13:46	0.0112	Longitudinal
4/12/2024 17:30	0.0137	Vertical
4/13/2024 19:16	0.0304	Vertical
4/14/2024 12:45	0.0124	Vertical
4/15/2024 11:00	0.0115	Transverse
4/16/2024 4:53	0.0708	Longitudinal
4/17/2024 23:30	0.0192	Transverse
4/18/2024 13:46	0.0121	Longitudinal
4/19/2024 5:30	0.0115	Transverse
4/20/2024 9:46	0.014	Vertical
4/21/2024 11:30	0.0109	Vertical
4/22/2024 10:45	0.0112	Vertical
4/23/2024 19:31	0.0146	Vertical
4/24/2024 9:31	0.013	Vertical
4/25/2024 19:01	0.0106	Transverse
4/26/2024 9:45	0.0189	Vertical
4/27/2024 9:16	0.0118	Vertical

9225 Collins Vibration Monitor - Maximum Daily Values		
Timestamp	Peak Particle Velocity (in./sec.)	Axis (Longitudinal/Transverse/Vertical)
4/28/2024 16:16	0.0127	Vertical
4/29/2024 12:45	0.0118	Vertical
4/30/2024 19:59	0.0385	Longitudinal
5/1/2024 9:45	0.036	Longitudinal
5/2/2024 21:15	0.0434	Longitudinal
5/3/2024 0:30	0.0189	Vertical
5/4/2024 18:15	0.0102	Vertical
5/5/2024 15:15	0.014	Transverse
5/6/2024 10:29	0.3469	Transverse
5/7/2024 11:00	0.0171	Vertical
5/8/2024 11:30	0.0168	Transverse
5/9/2024 19:00	0.0127	Vertical
5/10/2024 15:59	0.0127	Vertical
5/11/2024 19:15	0.0099	Vertical
5/12/2024 18:15	0.0379	Longitudinal
5/13/2024 12:30	0.0192	Longitudinal
5/14/2024 16:30	0.013	Transverse
5/15/2024 7:15	0.0323	Transverse
5/16/2024 21:31	0.0143	Vertical
5/17/2024 15:59	0.0133	Vertical
5/18/2024 23:59	0.0149	Vertical
5/19/2024 17:45	0.0146	Vertical
5/20/2024 10:30	0.1269	Transverse
5/21/2024 17:15	0.0174	Transverse
5/22/2024 16:45	0.0143	Vertical
5/23/2024 20:15	0.0109	Vertical
5/24/2024 13:45	0.0164	Vertical
5/25/2024 17:45	0.0354	Transverse
5/26/2024 20:45	0.0118	Vertical
5/27/2024 13:15	0.0149	Vertical
5/28/2024 11:45	0.0143	Vertical
5/29/2024 10:30	0.1638	Longitudinal
5/30/2024 16:30	0.0189	Vertical
5/31/2024 9:00	0.014	Transverse
6/1/2024 11:00	0.0152	Vertical
6/2/2024 21:45	0.0115	Vertical
6/3/2024 2:45	0.0118	Transverse
6/4/2024 15:00	0.0202	Vertical
6/5/2024 22:30	0.0146	Vertical
6/6/2024 22:30	0.0174	Vertical
6/7/2024 9:46	0.0149	Vertical
6/8/2024 15:45	0.0127	Vertical
6/9/2024 12:30	0.0248	Vertical

9225 Collins Vibration Monitor - Maximum Daily Values		
Timestamp	Peak Particle Velocity (in./sec.)	Axis (Longitudinal/Transverse/Vertical)
6/10/2024 15:16	0.0133	Vertical
6/11/2024 23:59	0.0195	Vertical
6/12/2024 17:15	0.0438	Longitudinal
6/13/2024 17:00	0.1601	Longitudinal
6/14/2024 8:45	0.0118	Vertical
6/15/2024 6:15	0.0385	Transverse
6/16/2024 9:59	0.0127	Vertical
6/17/2024 15:59	0.0236	Vertical
6/18/2024 11:15	0.0962	Vertical
6/19/2024 15:00	0.0149	Transverse
6/20/2024 19:46	0.0109	Vertical
6/21/2024 11:15	0.0146	Vertical
6/22/2024 10:30	0.0133	Vertical
6/23/2024 2:15	0.0214	Vertical
6/24/2024 7:59	0.0106	Longitudinal
6/25/2024 18:46	0.0146	Vertical
6/26/2024 14:30	0.0127	Vertical
6/27/2024 12:15	0.027	Vertical
6/28/2024 11:59	0.014	Vertical
6/29/2024 10:45	0.013	Vertical
6/30/2024 9:46	0.0124	Vertical
7/1/2024 5:00	0.0106	Longitudinal
7/2/2024 8:30	0.0115	Transverse
7/3/2024 16:15	0.0096	Vertical
7/4/2024 21:30	0.032	Vertical
7/5/2024 16:15	0.0195	Vertical
7/6/2024 23:45	0.0137	Vertical
7/7/2024 19:30	0.0127	Vertical
7/8/2024 9:30	0.0155	Vertical
7/9/2024 15:30	0.0118	Vertical
7/10/2024 13:00	0.0155	Vertical
7/11/2024 15:00	0.0161	Vertical
7/12/2024 13:30	0.0189	Vertical
7/13/2024 21:30	0.0106	Vertical
7/14/2024 12:45	0.018	Vertical
7/15/2024 13:30	0.0124	Vertical
7/16/2024 13:15	0.0158	Vertical
7/17/2024 20:55	0.3826	Longitudinal
7/18/2024 9:15	0.0183	Transverse
7/19/2024 12:15	0.0189	Transverse
7/20/2024 13:45	0.0143	Vertical
7/21/2024 8:15	0.0127	Longitudinal
7/22/2024 15:59	0.0152	Vertical

9225 Collins Vibration Monitor - Maximum Daily Values		
Timestamp	Peak Particle Velocity (in./sec.)	Axis (Longitudinal/Transverse/Vertical)
7/23/2024 15:59	0.0295	Vertical
7/24/2024 10:15	0.0397	Transverse
7/25/2024 11:45	0.0186	Transverse
7/26/2024 13:45	0.0202	Vertical
7/27/2024 17:59	0.023	Vertical
7/28/2024 17:15	0.0174	Vertical

Center Site Vibration Monitor - Maximum Daily Values		
Timestamp	Peak Particle Velocity (in./sec.)	Axis (Longitudinal/Transverse/Vertical)
2/22/2023 8:15	0.1319	Longitudinal
2/23/2023 5:45	0.1123	Longitudinal
2/24/2023 10:45	0.1061	Longitudinal
2/25/2023 11:45	0.0043	Longitudinal
2/26/2023 8:30	0.005	Longitudinal
2/27/2023 9:30	0.1573	Longitudinal
2/28/2023 9:16	0.3584	Longitudinal
3/1/2023 4:30	0.1148	Longitudinal
3/2/2023 8:14	0.8757	Transverse
3/3/2023 6:30	0.2057	Vertical
3/4/2023 5:00	0.0053	Vertical
3/5/2023 8:30	0.0037	Vertical
3/6/2023 12:04	0.0382	Vertical
3/7/2023 10:30	0.054	Longitudinal
3/8/2023 11:30	0.0478	Vertical
3/9/2023 15:15	0.0295	Vertical
3/10/2023 9:30	0.0245	Vertical
3/11/2023 2:00	0.0031	Vertical
3/12/2023 16:45	0.0034	Longitudinal
3/13/2023 8:15	0.0937	Vertical
3/14/2023 9:59	0.6523	Vertical
3/15/2023 14:32	0.3311	Vertical
3/16/2023 12:15	0.0829	Vertical

NE Site Vibration Monitor - Maximum Daily Values		
Timestamp	Peak Particle Velocity (in./sec.)	Axis (Longitudinal/Transverse/Vertical)
2/22/2023 8:00	0.0441	Longitudinal
2/23/2023 4:30	0.0394	Longitudinal
2/24/2023 6:00	0.1167	Longitudinal
2/25/2023 8:31	0.0074	Longitudinal
2/26/2023 8:30	0.0071	Longitudinal
2/27/2023 9:15	0.0881	Transverse
2/28/2023 6:31	0.0366	Transverse
3/1/2023 4:31	0.0369	Transverse
3/2/2023 9:52	0.0723	Vertical
3/3/2023 4:00	0.3475	Vertical
3/4/2023 9:16	0.0071	Vertical
3/5/2023 8:31	0.0071	Vertical
3/6/2023 4:00	0.0915	Longitudinal
3/7/2023 11:00	0.045	Vertical
3/8/2023 12:00	0.0245	Longitudinal
3/9/2023 16:45	0.0099	Vertical
3/10/2023 12:15	0.0152	Vertical
3/11/2023 6:00	0.0071	Vertical
3/12/2023 0:30	0.0065	Longitudinal
3/13/2023 12:15	0.0261	Longitudinal
3/14/2023 12:00	0.0087	Longitudinal
3/15/2023 15:15	0.0109	Transverse
3/16/2023 12:00	0.0174	Vertical
3/17/2023 15:45	0.0164	Vertical
3/18/2023 23:00	0.0071	Vertical
3/19/2023 15:16	0.0068	Longitudinal
3/20/2023 11:00	0.0586	Transverse
3/21/2023 15:45	0.0059	Longitudinal
3/22/2023 9:15	0.0419	Longitudinal
3/23/2023 13:45	0.0524	Transverse
3/24/2023 11:00	0.0202	Transverse
3/25/2023 22:45	0.0071	Longitudinal
3/26/2023 13:30	0.0074	Vertical
3/27/2023 10:45	0.0233	Longitudinal
3/28/2023 13:59	0.0382	Transverse
3/29/2023 8:30	0.0223	Longitudinal
3/30/2023 13:15	0.023	Transverse
3/31/2023 9:15	0.0186	Transverse
4/1/2023 10:00	0.0099	Longitudinal
4/2/2023 19:30	0.0171	Vertical
4/3/2023 8:30	0.0298	Transverse
4/4/2023 11:45	0.0695	Transverse
4/5/2023 8:45	0.0186	Vertical

NE Site Vibration Monitor - Maximum Daily Values		
Timestamp	Peak Particle Velocity (in./sec.)	Axis (Longitudinal/Transverse/Vertical)
4/6/2023 13:59	0.0512	Vertical
4/7/2023 10:30	0.0109	Vertical
4/8/2023 9:45	0.0084	Vertical
4/9/2023 12:30	0.0074	Longitudinal
4/10/2023 8:45	0.0074	Transverse
4/11/2023 4:30	0.0056	Longitudinal
4/12/2023 16:46	0.031	Longitudinal
4/13/2023 13:00	0.0192	Transverse
4/14/2023 14:45	0.0211	Vertical
4/15/2023 15:15	0.0071	Longitudinal
4/16/2023 8:45	0.0102	Vertical
4/17/2023 11:00	0.0217	Vertical
4/18/2023 10:45	0.0183	Vertical
4/19/2023 13:59	0.0118	Vertical
4/20/2023 13:00	0.0096	Vertical
4/21/2023 11:30	0.022	Vertical
4/22/2023 9:30	0.0633	Longitudinal
4/23/2023 1:59	0.0078	Longitudinal
4/24/2023 9:45	0.009	Vertical
4/25/2023 12:45	0.009	Longitudinal
4/26/2023 17:15	0.0074	Longitudinal
4/27/2023 12:30	0.0344	Vertical
4/28/2023 8:45	0.2209	Transverse
4/29/2023 16:30	0.0074	Longitudinal
4/30/2023 11:00	0.0071	Vertical
5/1/2023 13:45	0.0602	Vertical
5/2/2023 13:59	0.014	Transverse
5/3/2023 8:45	0.0087	Transverse
5/4/2023 11:30	0.0137	Longitudinal
5/5/2023 14:15	0.0732	Longitudinal
5/6/2023 3:15	0.0062	Longitudinal
5/7/2023 14:15	0.0071	Longitudinal
5/8/2023 13:00	0.0127	Vertical
5/9/2023 8:00	0.0177	Vertical
5/10/2023 17:30	0.0078	Longitudinal
5/11/2023 8:59	0.0481	Vertical
5/12/2023 12:00	0.1635	Longitudinal
5/13/2023 3:00	0.0068	Longitudinal
5/14/2023 14:45	0.0078	Transverse
5/15/2023 9:45	0.2458	Transverse
5/16/2023 13:59	0.013	Transverse
5/17/2023 13:30	0.036	Transverse
5/18/2023 12:30	0.0158	Transverse

NE Site Vibration Monitor - Maximum Daily Values		
Timestamp	Peak Particle Velocity (in./sec.)	Axis (Longitudinal/Transverse/Vertical)
5/19/2023 12:00	0.1164	Transverse
5/20/2023 11:45	0.0065	Longitudinal
5/21/2023 7:30	0.0071	Longitudinal
5/22/2023 13:00	0.0285	Longitudinal
5/23/2023 11:45	0.032	Vertical
5/24/2023 12:00	0.0813	Vertical
5/25/2023 9:15	0.0298	Transverse
5/26/2023 11:30	0.0081	Longitudinal
5/27/2023 8:00	0.0071	Longitudinal
5/28/2023 10:45	0.0071	Longitudinal
5/29/2023 2:15	0.0087	Longitudinal
5/30/2023 9:30	0.0807	Longitudinal
5/31/2023 10:00	0.1005	Longitudinal
6/1/2023 8:59	0.0469	Transverse
6/2/2023 14:30	0.0524	Transverse
6/3/2023 16:00	0.0068	Longitudinal
6/4/2023 10:45	0.0062	Longitudinal
6/5/2023 16:00	0.0841	Transverse
6/6/2023 12:45	0.0661	Longitudinal
6/7/2023 11:45	0.0121	Longitudinal
6/8/2023 12:45	0.0549	Vertical
6/9/2023 10:15	0.0701	Vertical
6/10/2023 13:45	0.0074	Longitudinal
6/11/2023 22:31	0.0074	Longitudinal
6/12/2023 12:30	0.0829	Vertical
6/13/2023 11:45	0.0894	Transverse
6/14/2023 12:30	0.0521	Vertical
6/15/2023 9:15	0.0658	Vertical
6/16/2023 11:45	0.0655	Longitudinal
6/17/2023 13:45	0.0084	Longitudinal
6/18/2023 13:15	0.0078	Longitudinal
6/19/2023 9:15	0.0071	Longitudinal
6/20/2023 13:00	0.1123	Transverse
6/21/2023 11:00	0.0701	Transverse
6/22/2023 14:15	0.0562	Transverse
6/23/2023 12:15	0.0754	Vertical
6/24/2023 9:15	0.0078	Transverse
6/25/2023 7:30	0.0074	Longitudinal
6/26/2023 11:30	0.0999	Transverse
6/27/2023 14:45	0.1493	Transverse
6/28/2023 14:16	0.0791	Vertical
6/29/2023 12:30	0.0487	Transverse
6/30/2023 15:15	0.0683	Vertical



NE Site Vibration Monitor - Maximum Daily Values		
Timestamp	Peak Particle Velocity (in./sec.)	Axis (Longitudinal/Transverse/Vertical)
7/1/2023 16:00	0.0074	Longitudinal
7/2/2023 10:45	0.0081	Longitudinal
7/3/2023 11:00	0.0763	Transverse
7/4/2023 21:16	0.0168	Transverse
7/5/2023 13:30	0.0338	Longitudinal
7/6/2023 13:15	0.0528	Longitudinal
7/7/2023 8:45	0.0835	Vertical
7/8/2023 10:15	0.0065	Longitudinal
7/9/2023 1:30	0.0053	Longitudinal
7/10/2023 10:32	0.0571	Transverse
7/11/2023 12:32	0.0487	Vertical
7/12/2023 8:17	0.0915	Vertical
7/13/2023 8:02	0.0214	Vertical
7/14/2023 15:48	0.0385	Transverse
7/15/2023 16:16	0.0071	Longitudinal
7/16/2023 9:45	0.0332	Longitudinal
7/17/2023 11:30	0.0348	Longitudinal
7/18/2023 12:45	0.0351	Vertical
7/19/2023 14:15	0.0428	Vertical
7/20/2023 9:15	0.0714	Vertical
7/21/2023 9:15	0.0419	Vertical
7/22/2023 1:59	0.0062	Vertical
7/23/2023 7:15	0.0059	Vertical
7/24/2023 8:45	0.0779	Longitudinal
7/25/2023 11:15	0.0258	Transverse
7/26/2023 15:45	0.0407	Vertical
7/27/2023 12:00	0.0431	Vertical
7/28/2023 11:00	0.0351	Vertical
7/29/2023 15:15	0.0059	Vertical
7/30/2023 8:45	0.0087	Longitudinal
7/31/2023 17:00	0.0385	Vertical
8/1/2023 11:00	0.041	Vertical
8/2/2023 12:45	0.0289	Longitudinal
8/3/2023 13:30	0.0391	Vertical
8/4/2023 10:00	0.0385	Vertical
8/5/2023 18:15	0.0059	Vertical
8/6/2023 8:00	0.0065	Vertical
8/7/2023 8:15	0.0704	Vertical
8/8/2023 11:00	0.0298	Vertical
8/9/2023 13:59	0.0264	Longitudinal
8/10/2023 10:00	0.0258	Transverse
8/11/2023 8:59	0.0729	Transverse
8/12/2023 19:45	0.0059	Vertical

NE Site Vibration Monitor - Maximum Daily Values		
Timestamp	Peak Particle Velocity (in./sec.)	Axis (Longitudinal/Transverse/Vertical)
8/13/2023 10:30	0.0062	Vertical
8/14/2023 12:30	0.0407	Vertical
8/15/2023 10:45	0.0276	Vertical
8/16/2023 13:30	0.0459	Longitudinal
8/17/2023 8:45	0.0279	Longitudinal
8/18/2023 11:15	0.0282	Vertical
8/19/2023 15:30	0.0074	Vertical
8/20/2023 13:15	0.0068	Vertical
8/21/2023 8:59	0.0279	Vertical
8/22/2023 15:30	0.0102	Vertical
8/23/2023 10:30	0.0146	Longitudinal
8/24/2023 10:45	0.0264	Longitudinal
8/25/2023 11:45	0.0261	Vertical
8/26/2023 10:30	0.014	Longitudinal
8/27/2023 14:15	0.0065	Vertical
8/28/2023 11:45	0.027	Transverse
8/29/2023 8:59	0.0338	Transverse
8/30/2023 15:30	0.036	Vertical
8/31/2023 11:45	0.0298	Vertical
9/1/2023 16:15	0.059	Longitudinal
9/2/2023 13:59	0.0071	Vertical
9/3/2023 9:45	0.0071	Vertical
9/4/2023 15:30	0.0065	Vertical
9/5/2023 12:00	0.0689	Vertical
9/6/2023 8:30	0.036	Vertical
9/7/2023 9:30	0.1381	Transverse
9/8/2023 15:45	0.1154	Transverse
9/9/2023 1:59	0.0065	Vertical
9/10/2023 11:30	0.0071	Vertical
9/11/2023 14:45	0.0717	Vertical
9/12/2023 9:45	0.2545	Vertical
9/13/2023 16:30	0.117	Vertical
9/14/2023 13:45	0.1586	Vertical
9/15/2023 12:45	0.0959	Vertical
9/16/2023 15:45	0.0071	Vertical
9/17/2023 15:45	0.0071	Vertical
9/18/2023 17:02	0.2178	Vertical
9/19/2023 11:45	0.0956	Vertical
9/20/2023 14:30	0.0906	Vertical
9/21/2023 8:59	0.0841	Longitudinal
9/22/2023 10:15	0.1021	Vertical
9/23/2023 18:45	0.0068	Vertical
9/24/2023 10:45	0.0062	Vertical

NE Site Vibration Monitor - Maximum Daily Values		
Timestamp	Peak Particle Velocity (in./sec.)	Axis (Longitudinal/Transverse/Vertical)
9/25/2023 8:45	0.0661	Longitudinal
9/26/2023 11:15	0.0434	Transverse
9/27/2023 8:59	0.085	Longitudinal
9/28/2023 9:45	0.1524	Transverse
9/29/2023 12:30	0.1297	Longitudinal
9/30/2023 12:45	0.0081	Vertical
10/1/2023 13:00	0.0074	Vertical
10/2/2023 15:45	0.0605	Transverse
10/3/2023 9:45	0.0633	Transverse
10/4/2023 12:45	0.0208	Vertical
10/5/2023 8:15	0.0102	Vertical
10/6/2023 17:30	0.0304	Transverse
10/7/2023 20:30	0.0065	Vertical
10/8/2023 13:45	0.0062	Vertical
10/9/2023 13:45	0.0078	Vertical
10/10/2023 10:00	0.0332	Transverse
10/11/2023 11:00	0.0701	Longitudinal
10/12/2023 15:45	0.049	Vertical
10/13/2023 8:15	0.2237	Transverse
10/14/2023 14:45	0.0065	Vertical
10/15/2023 14:46	0.0059	Vertical
10/16/2023 8:46	0.0763	Vertical
10/17/2023 9:30	0.0984	Vertical
10/18/2023 14:46	0.0968	Vertical
10/19/2023 17:31	0.085	Vertical
10/20/2023 12:30	0.0915	Vertical
10/21/2023 23:31	0.0071	Vertical
10/22/2023 11:00	0.0071	Vertical
10/23/2023 12:15	0.0723	Vertical
10/24/2023 15:01	0.0382	Longitudinal
10/25/2023 16:46	0.1375	Transverse
10/26/2023 7:54	0.1055	Vertical
10/27/2023 12:45	0.0211	Transverse
10/28/2023 11:16	0.0059	Vertical
10/29/2023 13:15	0.0056	Vertical
10/30/2023 8:30	0.018	Vertical
10/31/2023 8:30	0.0183	Vertical
11/1/2023 12:15	0.0143	Vertical
11/2/2023 11:16	0.0748	Vertical
11/3/2023 10:15	0.1043	Transverse
11/4/2023 15:16	0.0062	Vertical
11/5/2023 12:46	0.0059	Vertical
11/6/2023 8:30	0.094	Transverse

NE Site Vibration Monitor - Maximum Daily Values		
Timestamp	Peak Particle Velocity (in./sec.)	Axis (Longitudinal/Transverse/Vertical)
11/7/2023 10:01	0.0869	Transverse
11/8/2023 10:02	0.1884	Transverse
11/9/2023 15:13	0.1229	Vertical
11/10/2023 13:42	0.085	Vertical
11/11/2023 19:15	0.0059	Vertical
11/12/2023 14:59	0.0056	Vertical
11/13/2023 16:00	0.1583	Transverse
11/14/2023 8:16	0.1778	Longitudinal
11/15/2023 8:15	0.2157	Vertical
11/16/2023 10:46	0.0416	Longitudinal
11/17/2023 8:45	0.0242	Vertical
11/18/2023 10:30	0.0062	Vertical
11/19/2023 14:15	0.0065	Vertical
11/20/2023 8:00	0.1437	Vertical
11/21/2023 17:30	0.1092	Longitudinal
11/22/2023 10:46	0.0524	Transverse
11/23/2023 0:30	0.009	Longitudinal
11/24/2023 7:45	0.0096	Vertical
11/25/2023 20:30	0.0065	Vertical
11/26/2023 10:46	0.0106	Vertical
11/27/2023 8:15	0.0946	Vertical
11/28/2023 8:15	0.0298	Transverse
11/29/2023 16:45	0.0853	Longitudinal
11/30/2023 11:17	0.1024	Vertical
12/1/2023 16:31	0.0239	Transverse
12/2/2023 10:45	0.0078	Vertical
12/3/2023 7:30	0.0071	Vertical
12/4/2023 6:30	0.0084	Vertical
12/5/2023 8:30	0.0481	Vertical
12/6/2023 8:45	0.1431	Transverse
12/7/2023 16:30	0.0317	Transverse
12/8/2023 8:15	0.0254	Transverse
12/9/2023 8:59	0.0084	Vertical
12/10/2023 12:30	0.0081	Vertical
12/11/2023 14:15	0.0481	Transverse
12/12/2023 15:45	0.0689	Vertical
12/13/2023 9:15	0.0717	Vertical
12/14/2023 10:00	0.036	Vertical
12/15/2023 13:30	0.0174	Transverse
12/16/2023 20:59	0.0096	Vertical
12/17/2023 0:15	0.0071	Vertical
12/18/2023 8:15	0.0658	Longitudinal
12/19/2023 9:47	0.0524	Transverse

NE Site Vibration Monitor - Maximum Daily Values		
Timestamp	Peak Particle Velocity (in./sec.)	Axis (Longitudinal/Transverse/Vertical)
12/20/2023 15:30	0.1179	Transverse
12/21/2023 8:30	0.076	Longitudinal
12/22/2023 9:15	0.0819	Transverse
12/23/2023 7:17	0.0081	Vertical
12/24/2023 8:02	0.0112	Longitudinal
12/25/2023 13:17	0.0078	Vertical
12/26/2023 10:02	0.027	Vertical
12/27/2023 12:54	0.1837	Vertical
12/28/2023 9:45	0.1086	Transverse
12/29/2023 14:59	0.0735	Transverse
12/30/2023 11:45	0.0078	Vertical
12/31/2023 17:15	0.0087	Vertical
1/1/2024 1:45	0.0071	Vertical
1/2/2024 14:45	0.0717	Transverse
1/3/2024 10:15	0.0605	Transverse
1/4/2024 10:30	0.0981	Longitudinal
1/5/2024 9:15	0.0981	Transverse
1/6/2024 16:46	0.0106	Longitudinal
1/7/2024 18:30	0.0065	Vertical
1/8/2024 12:45	0.0915	Vertical
1/9/2024 9:30	0.067	Transverse
1/10/2024 14:15	0.0528	Transverse
1/11/2024 15:45	0.0506	Transverse
1/12/2024 12:47	0.0472	Transverse
1/13/2024 7:45	0.0053	Vertical
1/14/2024 11:32	0.0053	Vertical
1/15/2024 6:09	0.0366	Transverse
1/16/2024 14:15	0.0447	Vertical
1/17/2024 13:30	0.0332	Transverse
1/18/2024 16:30	0.0459	Transverse
1/19/2024 9:45	0.023	Longitudinal
1/20/2024 0:00	0.005	Vertical
1/21/2024 13:15	0.005	Vertical
1/22/2024 12:15	0.0295	Longitudinal
1/23/2024 11:32	0.0416	Longitudinal
1/24/2024 15:32	0.0313	Longitudinal
1/25/2024 8:32	0.0174	Transverse
1/26/2024 13:20	0.3097	Transverse
1/27/2024 8:47	0.0065	Vertical
1/28/2024 1:32	0.0081	Vertical
1/29/2024 14:30	0.0717	Longitudinal
1/30/2024 8:30	0.0937	Transverse
1/31/2024 13:30	0.0484	Vertical

NE Site Vibration Monitor - Maximum Daily Values		
Timestamp	Peak Particle Velocity (in./sec.)	Axis (Longitudinal/Transverse/Vertical)
2/1/2024 8:46	0.0211	Longitudinal
2/2/2024 10:00	0.031	Vertical
2/3/2024 12:00	0.0102	Vertical
2/4/2024 10:45	0.0078	Vertical
2/5/2024 16:59	0.0124	Longitudinal
2/6/2024 12:31	0.0254	Longitudinal
2/7/2024 15:46	0.0227	Vertical
2/8/2024 9:31	0.0183	Vertical
2/9/2024 8:30	0.0453	Longitudinal
2/10/2024 16:15	0.0062	Longitudinal
2/11/2024 12:45	0.005	Longitudinal
2/12/2024 14:01	0.014	Vertical
2/13/2024 14:30	0.0155	Transverse
2/14/2024 10:59	0.0211	Vertical
2/15/2024 9:30	0.0189	Vertical
2/16/2024 16:45	0.0096	Transverse
2/17/2024 6:45	0.0078	Longitudinal
2/18/2024 15:45	0.0062	Vertical
2/19/2024 9:30	0.0053	Vertical
2/20/2024 9:15	0.0214	Transverse
2/21/2024 14:15	0.0214	Longitudinal
2/22/2024 8:31	0.023	Transverse
2/23/2024 15:46	0.0267	Vertical
2/24/2024 22:45	0.0059	Vertical
2/25/2024 18:45	0.0068	Vertical
2/26/2024 16:16	0.0118	Longitudinal
2/27/2024 8:59	0.0056	Transverse
2/28/2024 11:16	0.027	Longitudinal
2/29/2024 11:45	0.0357	Longitudinal
3/1/2024 10:30	0.0118	Transverse
3/2/2024 13:45	0.0065	Vertical
3/3/2024 12:45	0.0062	Vertical
3/4/2024 19:16	0.0062	Vertical
3/5/2024 9:30	0.0214	Longitudinal
3/6/2024 12:00	0.058	Longitudinal
3/7/2024 15:45	0.1117	Longitudinal
3/8/2024 8:59	0.0689	Vertical
3/9/2024 11:30	0.0078	Transverse
3/10/2024 1:15	0.0056	Vertical
3/11/2024 12:16	0.2411	Longitudinal
3/12/2024 13:00	0.099	Vertical
3/13/2024 11:00	0.1486	Vertical
3/14/2024 10:45	0.1893	Longitudinal

NE Site Vibration Monitor - Maximum Daily Values		
Timestamp	Peak Particle Velocity (in./sec.)	Axis (Longitudinal/Transverse/Vertical)
3/15/2024 8:14	2.3422	Longitudinal
3/16/2024 9:01	0.0062	Vertical
3/17/2024 12:15	0.0335	Transverse
3/18/2024 8:14	1.9435	Longitudinal
3/19/2024 14:15	0.1939	Vertical
3/20/2024 8:55	2.5181	Vertical
3/21/2024 15:45	0.0922	Transverse
3/22/2024 8:45	0.054	Vertical
3/23/2024 2:31	0.0348	Vertical
3/24/2024 13:45	0.0127	Longitudinal
3/25/2024 11:00	0.0627	Longitudinal
3/26/2024 8:15	0.0307	Vertical
3/27/2024 13:46	0.013	Longitudinal
3/28/2024 9:59	0.0723	Longitudinal
3/29/2024 11:16	0.0521	Longitudinal
3/30/2024 1:16	0.0025	Transverse
3/31/2024 15:16	0.0056	Transverse
4/1/2024 16:16	0.0974	Vertical
4/2/2024 16:31	0.0974	Vertical
4/3/2024 10:30	0.1288	Longitudinal
4/4/2024 11:46	0.0891	Transverse
4/5/2024 13:45	0.0611	Vertical
4/6/2024 22:15	0.009	Transverse
4/7/2024 16:16	0.0062	Longitudinal
4/8/2024 16:31	0.0835	Vertical
4/9/2024 16:16	0.0531	Vertical
4/10/2024 8:44	0.1052	Longitudinal
4/11/2024 15:59	0.0866	Vertical
4/12/2024 16:16	0.0965	Vertical
4/13/2024 15:16	0.0059	Vertical
4/14/2024 14:45	0.0059	Vertical
4/15/2024 12:31	0.0642	Transverse
4/16/2024 15:30	0.0816	Vertical
4/17/2024 12:45	0.1282	Transverse
4/18/2024 14:30	0.1378	Transverse
4/19/2024 10:46	0.0611	Vertical
4/20/2024 8:30	0.0062	Vertical
4/21/2024 13:45	0.0059	Transverse
4/22/2024 16:15	0.0739	Longitudinal
4/23/2024 9:45	0.1638	Longitudinal
4/24/2024 12:45	0.2082	Vertical
4/25/2024 13:45	0.1232	Vertical
4/26/2024 14:43	5.0276	Transverse

NE Site Vibration Monitor - Maximum Daily Values		
Timestamp	Peak Particle Velocity (in./sec.)	Axis (Longitudinal/Transverse/Vertical)
4/27/2024 12:16	0.0118	Vertical
4/28/2024 7:46	0.0344	Vertical
4/29/2024 7:46	0.0379	Transverse
4/30/2024 12:45	0.0686	Transverse
5/1/2024 15:40	0.3202	Longitudinal
5/2/2024 8:45	0.0807	Vertical
5/3/2024 11:00	0.0856	Vertical
5/4/2024 11:45	0.005	Transverse
5/5/2024 8:15	0.0047	Vertical
5/6/2024 12:30	0.0642	Longitudinal
5/7/2024 15:30	0.0537	Longitudinal
5/8/2024 9:45	0.1316	Vertical
5/9/2024 14:30	0.0779	Vertical
5/10/2024 11:45	0.041	Vertical
5/11/2024 16:15	0.0065	Vertical
5/12/2024 10:45	0.0047	Vertical
5/13/2024 14:15	0.0195	Vertical
5/14/2024 14:16	0.1365	Transverse
5/15/2024 15:02	0.0425	Vertical
5/16/2024 14:17	0.0745	Longitudinal
5/17/2024 11:02	0.0981	Vertical
5/18/2024 15:17	0.0068	Vertical
5/19/2024 14:17	0.0062	Vertical
5/20/2024 11:41	0.1151	Vertical
5/21/2024 13:59	0.0503	Vertical
5/22/2024 15:45	0.0357	Vertical
5/23/2024 14:15	0.108	Longitudinal
5/24/2024 15:15	0.0881	Transverse
5/25/2024 16:30	0.0112	Vertical
5/26/2024 0:32	0.0047	Transverse
5/27/2024 8:53	0.0053	Vertical
5/28/2024 9:47	0.0565	Longitudinal
5/29/2024 9:59	0.1282	Longitudinal
5/30/2024 7:32	0.1884	Vertical
5/31/2024 10:38	0.3075	Longitudinal
6/1/2024 8:17	0.0056	Transverse
6/2/2024 19:45	0.005	Transverse
6/3/2024 13:45	0.1077	Vertical
6/4/2024 12:24	0.1521	Longitudinal
6/5/2024 16:15	0.0195	Vertical
6/6/2024 13:13	0.0562	Transverse
6/7/2024 11:45	0.0301	Vertical
6/8/2024 8:15	0.0028	Transverse



NE Site Vibration Monitor - Maximum Daily Values		
Timestamp	Peak Particle Velocity (in./sec.)	Axis (Longitudinal/Transverse/Vertical)
6/9/2024 5:59	0.0031	Vertical
6/10/2024 11:30	0.0183	Longitudinal
6/11/2024 9:16	0.0776	Longitudinal
6/12/2024 14:45	0.108	Longitudinal
6/13/2024 11:00	0.0385	Transverse
6/14/2024 13:06	0.0574	Longitudinal
6/15/2024 5:59	0.0028	Transverse
6/16/2024 13:15	0.0047	Longitudinal
6/17/2024 13:15	0.0317	Vertical
6/18/2024 13:19	0.62	Longitudinal
6/19/2024 10:30	0.0109	Vertical
6/20/2024 9:30	0.0543	Vertical
6/21/2024 9:59	0.1105	Longitudinal
6/22/2024 0:30	0.004	Longitudinal
6/23/2024 2:30	0.0071	Transverse
6/24/2024 13:30	0.0481	Vertical
6/25/2024 12:30	0.161	Transverse
6/26/2024 8:45	0.0729	Longitudinal
6/27/2024 10:45	0.0844	Longitudinal
6/28/2024 10:15	0.0863	Vertical
6/29/2024 20:45	0.0056	Vertical
6/30/2024 11:59	0.0056	Vertical
7/1/2024 8:15	0.2535	Longitudinal
7/2/2024 17:15	0.0348	Vertical
7/3/2024 8:15	0.0258	Vertical
7/4/2024 21:31	0.0242	Vertical
7/5/2024 8:16	0.0298	Vertical
7/6/2024 23:59	0.0056	Longitudinal
7/7/2024 22:30	0.0034	Vertical
7/8/2024 13:45	0.0577	Vertical
7/9/2024 14:35	0.0506	Vertical
7/10/2024 11:45	0.0205	Longitudinal
7/11/2024 13:15	0.0555	Vertical
7/12/2024 10:30	0.0562	Vertical
7/13/2024 20:15	0.0053	Longitudinal
7/14/2024 18:45	0.0031	Vertical
7/15/2024 12:30	0.023	Vertical
7/16/2024 8:15	0.0245	Vertical
7/17/2024 8:15	0.0183	Vertical
7/18/2024 14:45	0.0729	Longitudinal
7/19/2024 14:15	0.041	Vertical
7/20/2024 17:15	0.0031	Longitudinal
7/21/2024 19:45	0.004	Longitudinal

NE Site Vibration Monitor - Maximum Daily Values		
Timestamp	Peak Particle Velocity (in./sec.)	Axis (Longitudinal/Transverse/Vertical)
7/22/2024 10:45	0.1257	Vertical
7/23/2024 14:15	0.0425	Vertical
7/24/2024 10:15	0.0239	Longitudinal
7/25/2024 15:15	0.0251	Transverse
7/26/2024 15:00	0.076	Vertical
7/27/2024 15:17	0.0034	Vertical
7/28/2024 5:45	0.0047	Vertical

NW Site Vibration Monitor - Maximum Daily Values		
Timestamp	Peak Particle Velocity (in./sec.)	Axis (Longitudinal/Transverse/Vertical)
2/22/2023 6:45	0.0586	Longitudinal
2/23/2023 7:45	0.0348	Longitudinal
2/24/2023 10:15	0.0326	Longitudinal
2/25/2023 8:30	0.018	Longitudinal
2/26/2023 4:16	0.0164	Longitudinal
2/27/2023 5:00	0.1036	Vertical
2/28/2023 3:15	0.0959	Vertical
3/1/2023 4:31	0.0813	Vertical
3/2/2023 6:15	0.0751	Transverse
3/3/2023 8:30	0.063	Vertical
3/4/2023 3:15	0.0211	Vertical
3/5/2023 8:30	0.022	Vertical
3/6/2023 5:01	0.0965	Vertical
3/7/2023 15:24	1.4162	Vertical
3/8/2023 13:30	0.1061	Vertical
3/9/2023 15:15	0.0611	Transverse
3/10/2023 23:15	0.0186	Vertical
3/11/2023 6:00	0.0227	Vertical
3/12/2023 5:15	0.0211	Vertical
3/13/2023 15:45	0.0289	Vertical
3/14/2023 3:30	0.0199	Vertical
3/15/2023 15:45	0.0717	Vertical
3/16/2023 11:45	0.0363	Longitudinal
3/17/2023 8:59	0.0403	Longitudinal
3/18/2023 23:00	0.0223	Vertical
3/19/2023 18:00	0.0214	Vertical
3/20/2023 15:30	0.1477	Vertical
3/21/2023 15:15	0.0639	Vertical
3/22/2023 9:00	0.0351	Vertical
3/23/2023 15:15	0.0428	Vertical
3/24/2023 15:00	0.0317	Vertical
3/25/2023 11:00	0.0214	Vertical
3/26/2023 8:00	0.022	Vertical
3/27/2023 11:00	0.0459	Vertical
3/28/2023 13:59	0.0797	Vertical
3/29/2023 12:15	0.0618	Vertical
3/30/2023 15:00	0.086	Vertical
3/31/2023 15:16	0.4524	Vertical
4/1/2023 18:00	0.022	Vertical
4/2/2023 19:15	0.0227	Vertical
4/3/2023 12:27	1.5224	Vertical
4/4/2023 13:07	0.4692	Vertical
4/5/2023 14:42	0.5129	Longitudinal

NW Site Vibration Monitor - Maximum Daily Values		
Timestamp	Peak Particle Velocity (in./sec.)	Axis (Longitudinal/Transverse/Vertical)
4/6/2023 15:00	0.0847	Vertical
4/7/2023 15:30	0.0509	Vertical
4/8/2023 1:59	0.023	Vertical
4/9/2023 12:30	0.022	Vertical
4/10/2023 15:30	0.0943	Vertical
4/11/2023 15:15	0.0788	Vertical
4/12/2023 16:30	0.0515	Vertical
4/13/2023 15:15	0.0627	Vertical
4/14/2023 15:30	0.0614	Vertical
4/15/2023 13:15	0.0264	Vertical
4/16/2023 21:15	0.0242	Vertical
4/17/2023 15:15	0.059	Vertical
4/18/2023 15:30	0.0413	Vertical
4/19/2023 22:30	0.0258	Longitudinal
4/20/2023 15:30	0.1126	Longitudinal
4/21/2023 8:15	0.1012	Longitudinal
4/22/2023 10:45	0.022	Vertical
4/23/2023 11:00	0.0245	Vertical
4/24/2023 15:30	0.0298	Vertical
4/25/2023 15:30	0.0667	Vertical
4/26/2023 7:00	0.045	Longitudinal
4/27/2023 7:15	0.0543	Longitudinal
4/28/2023 10:00	0.58	Vertical
4/29/2023 21:45	0.023	Vertical
4/30/2023 22:00	0.0239	Vertical
5/1/2023 13:45	0.0596	Vertical
5/2/2023 15:45	0.0487	Vertical
5/3/2023 8:00	0.0407	Vertical
5/4/2023 15:45	0.0732	Vertical
5/5/2023 10:00	0.0506	Longitudinal
5/6/2023 13:15	0.0233	Vertical
5/7/2023 8:15	0.0233	Vertical
5/8/2023 8:45	0.0267	Longitudinal
5/9/2023 15:45	0.0239	Vertical
5/10/2023 17:30	0.0236	Vertical
5/11/2023 8:15	0.0372	Longitudinal
5/12/2023 15:15	0.0621	Vertical
5/13/2023 6:45	0.0251	Vertical
5/14/2023 11:00	0.0236	Vertical
5/15/2023 12:45	0.1294	Longitudinal
5/16/2023 8:15	0.1427	Vertical
5/17/2023 14:17	0.0382	Vertical
5/18/2023 11:30	0.032	Vertical

NW Site Vibration Monitor - Maximum Daily Values		
Timestamp	Peak Particle Velocity (in./sec.)	Axis (Longitudinal/Transverse/Vertical)
5/19/2023 14:15	0.04	Vertical
5/20/2023 19:15	0.0223	Vertical
5/21/2023 7:30	0.0248	Vertical
5/22/2023 12:00	0.1446	Vertical
5/23/2023 10:00	0.077	Longitudinal
5/24/2023 10:32	0.094	Vertical
5/25/2023 9:12	1.1537	Transverse
5/26/2023 8:32	0.0462	Longitudinal
5/27/2023 10:32	0.0239	Vertical
5/28/2023 1:45	0.0223	Vertical
5/29/2023 8:17	0.0251	Vertical
5/30/2023 13:47	0.4202	Vertical
5/31/2023 10:32	0.0496	Vertical
6/1/2023 12:41	0.3187	Vertical
6/2/2023 9:45	0.1021	Vertical
6/3/2023 5:15	0.0357	Vertical
6/4/2023 18:15	0.0279	Vertical
6/5/2023 13:30	0.1623	Vertical
6/6/2023 13:59	0.1558	Vertical
6/7/2023 15:00	0.072	Vertical
6/8/2023 15:30	0.0925	Vertical
6/9/2023 13:00	0.0382	Vertical
6/10/2023 9:45	0.0292	Vertical
6/11/2023 16:00	0.0289	Vertical
6/12/2023 8:00	0.0559	Vertical
6/13/2023 13:59	0.1626	Transverse
6/14/2023 11:15	0.202	Vertical
6/15/2023 10:15	0.0658	Vertical
6/16/2023 14:16	0.0344	Vertical
6/17/2023 8:45	0.0261	Vertical
6/18/2023 13:15	0.0317	Vertical
6/19/2023 15:00	0.041	Vertical
6/20/2023 15:45	0.058	Vertical
6/21/2023 14:15	0.0434	Vertical
6/22/2023 10:30	0.09	Vertical
6/23/2023 8:15	0.0419	Vertical
6/24/2023 13:15	0.0267	Vertical
6/25/2023 7:30	0.0251	Vertical
6/26/2023 15:00	0.0981	Vertical
6/27/2023 13:15	0.0915	Vertical
6/28/2023 8:30	0.0686	Vertical
6/29/2023 8:00	0.049	Vertical
6/30/2023 14:15	0.0664	Vertical

NW Site Vibration Monitor - Maximum Daily Values		
Timestamp	Peak Particle Velocity (in./sec.)	Axis (Longitudinal/Transverse/Vertical)
7/1/2023 16:00	0.0258	Vertical
7/2/2023 11:45	0.0289	Vertical
7/3/2023 9:15	0.0624	Vertical
7/4/2023 22:17	0.0605	Vertical
7/5/2023 9:47	0.0487	Transverse
7/6/2023 14:45	0.0667	Longitudinal
7/7/2023 14:32	0.1511	Vertical
7/8/2023 10:17	0.0289	Vertical
7/9/2023 11:17	0.0273	Vertical
7/10/2023 16:30	0.072	Longitudinal
7/11/2023 15:00	0.0528	Vertical
7/12/2023 16:30	0.0493	Vertical
7/13/2023 14:16	0.0543	Vertical
7/14/2023 16:59	0.1102	Vertical
7/15/2023 16:15	0.0282	Vertical
7/16/2023 23:00	0.032	Vertical
7/17/2023 15:47	0.0931	Longitudinal
7/18/2023 11:00	0.104	Vertical
7/19/2023 10:31	0.1936	Vertical
7/20/2023 11:00	0.0372	Vertical
7/21/2023 13:15	0.0695	Vertical
7/22/2023 16:15	0.0239	Vertical
7/23/2023 11:45	0.0189	Vertical
7/24/2023 9:30	0.1272	Vertical
7/25/2023 9:30	0.1167	Vertical
7/26/2023 16:00	0.1201	Vertical
7/27/2023 8:45	0.1347	Vertical
7/28/2023 10:00	0.1064	Vertical
7/29/2023 11:15	0.0245	Vertical
7/30/2023 16:30	0.0205	Vertical
7/31/2023 16:15	0.162	Vertical
8/1/2023 13:59	0.1651	Vertical
8/2/2023 16:00	0.1598	Vertical
8/3/2023 11:15	0.1257	Vertical
8/4/2023 10:15	0.1493	Vertical
8/5/2023 1:30	0.0267	Vertical
8/6/2023 6:15	0.0192	Vertical
8/7/2023 14:15	0.1974	Longitudinal
8/8/2023 12:15	0.1638	Vertical
8/9/2023 16:15	0.2166	Vertical
8/10/2023 8:55	0.3717	Longitudinal
8/11/2023 11:07	0.3494	Longitudinal
8/12/2023 1:30	0.0211	Vertical

NW Site Vibration Monitor - Maximum Daily Values		
Timestamp	Peak Particle Velocity (in./sec.)	Axis (Longitudinal/Transverse/Vertical)
8/13/2023 22:15	0.0199	Vertical
8/14/2023 8:45	0.1514	Transverse
8/15/2023 11:15	0.2417	Vertical
8/16/2023 13:12	1.2487	Longitudinal
8/17/2023 10:00	0.256	Longitudinal
8/18/2023 11:17	1.4271	Longitudinal
8/19/2023 10:45	0.0239	Vertical
8/20/2023 16:45	0.0317	Vertical
8/21/2023 11:45	0.0959	Longitudinal
8/22/2023 12:00	0.1126	Longitudinal
8/23/2023 8:30	0.0292	Transverse
8/24/2023 10:45	0.2532	Vertical
8/25/2023 12:46	0.6687	Transverse
8/26/2023 19:31	0.0261	Vertical
8/27/2023 19:15	0.0233	Vertical
8/28/2023 15:21	0.6653	Vertical
8/29/2023 9:15	0.2259	Vertical
8/30/2023 12:30	0.0645	Vertical
8/31/2023 9:15	0.1126	Vertical
9/1/2023 13:03	0.4192	Vertical
9/2/2023 11:00	0.0192	Vertical
9/3/2023 13:59	0.0227	Vertical
9/4/2023 16:30	0.022	Vertical
9/5/2023 8:45	0.2464	Vertical
9/6/2023 9:15	0.076	Longitudinal
9/7/2023 12:00	0.0285	Vertical
9/8/2023 10:00	0.032	Vertical
9/9/2023 13:45	0.0279	Vertical
9/10/2023 5:16	0.0295	Vertical
9/11/2023 15:00	0.13	Vertical
9/12/2023 13:45	0.1607	Transverse
9/13/2023 10:45	0.0915	Vertical
9/14/2023 10:45	0.1223	Longitudinal
9/15/2023 8:30	0.1418	Vertical
9/16/2023 11:45	0.0282	Vertical
9/17/2023 17:01	0.0425	Vertical
9/18/2023 14:45	0.0642	Transverse
9/19/2023 15:31	0.085	Vertical
9/20/2023 8:31	0.0528	Longitudinal
9/21/2023 9:45	0.198	Vertical
9/22/2023 14:30	0.1396	Transverse
9/23/2023 11:15	0.0298	Vertical
9/24/2023 10:45	0.0233	Vertical

NW Site Vibration Monitor - Maximum Daily Values		
Timestamp	Peak Particle Velocity (in./sec.)	Axis (Longitudinal/Transverse/Vertical)
9/25/2023 15:15	0.1468	Vertical
9/26/2023 15:27	0.4527	Transverse
9/27/2023 16:15	0.0664	Vertical
9/28/2023 19:30	0.0251	Vertical
9/29/2023 8:15	0.0506	Vertical
9/30/2023 12:45	0.0233	Vertical
10/1/2023 23:01	0.023	Vertical
10/2/2023 15:46	0.0633	Transverse
10/3/2023 8:47	0.3916	Transverse
10/4/2023 9:39	0.3693	Vertical
10/5/2023 8:30	0.0999	Longitudinal
10/6/2023 18:00	0.1238	Vertical
10/7/2023 12:30	0.0233	Vertical
10/8/2023 15:45	0.0304	Vertical
10/9/2023 9:15	0.0354	Vertical
10/10/2023 10:46	0.0605	Longitudinal
10/11/2023 10:45	0.1297	Transverse
10/12/2023 9:16	0.1524	Longitudinal
10/13/2023 14:30	0.1266	Longitudinal
10/14/2023 13:45	0.0264	Vertical
10/15/2023 16:31	0.0202	Vertical
10/16/2023 15:30	0.2042	Vertical
10/17/2023 17:45	0.0909	Longitudinal
10/18/2023 15:15	0.0447	Vertical
10/19/2023 17:45	0.0776	Vertical
10/20/2023 12:16	0.179	Vertical
10/21/2023 0:45	0.0295	Vertical
10/22/2023 19:15	0.0323	Vertical
10/23/2023 8:59	0.0528	Vertical
10/24/2023 15:59	0.1114	Vertical
10/25/2023 16:16	0.0695	Vertical
10/26/2023 12:45	0.0478	Vertical
10/27/2023 16:45	0.0981	Longitudinal
10/28/2023 20:45	0.0096	Transverse
10/29/2023 5:30	0.0084	Longitudinal
10/30/2023 15:01	0.0875	Longitudinal
10/31/2023 11:15	0.0791	Longitudinal
11/1/2023 10:17	0.7097	Longitudinal
11/2/2023 12:15	0.3283	Transverse
11/3/2023 9:45	0.0856	Longitudinal
11/4/2023 16:31	0.0096	Transverse
11/5/2023 9:45	0.009	Transverse
11/6/2023 12:06	0.6315	Vertical



NW Site Vibration Monitor - Maximum Daily Values		
Timestamp	Peak Particle Velocity (in./sec.)	Axis (Longitudinal/Transverse/Vertical)
11/7/2023 8:31	0.117	Vertical
11/8/2023 7:46	0.1679	Longitudinal
11/9/2023 9:12	0.4127	Vertical
11/10/2023 10:45	0.0307	Vertical
11/11/2023 20:00	0.0565	Vertical
11/12/2023 18:47	0.0341	Vertical
11/13/2023 9:07	0.3047	Transverse
11/14/2023 10:15	0.0869	Vertical
11/15/2023 9:45	0.0856	Vertical
11/16/2023 8:45	0.1188	Vertical
11/17/2023 9:16	0.2672	Vertical
11/18/2023 21:15	0.0338	Longitudinal
11/19/2023 15:30	0.0292	Vertical
11/20/2023 10:00	0.0909	Vertical
11/21/2023 16:59	0.1471	Vertical
11/22/2023 8:15	0.0649	Vertical
11/23/2023 14:59	0.0189	Vertical
11/24/2023 14:30	0.0239	Vertical
11/25/2023 11:45	0.0366	Vertical
11/26/2023 21:30	0.0351	Vertical
11/27/2023 12:39	6.6598	Vertical
11/28/2023 12:00	0.0739	Longitudinal
11/29/2023 10:16	0.2408	Vertical
11/30/2023 16:00	0.072	Vertical
12/1/2023 16:00	0.1747	Vertical
12/2/2023 16:15	0.0431	Vertical
12/3/2023 12:59	0.0214	Vertical
12/4/2023 10:16	0.0304	Vertical
12/5/2023 15:45	0.0844	Vertical
12/6/2023 10:30	0.1415	Vertical
12/7/2023 8:00	0.049	Vertical
12/8/2023 12:28	0.3454	Vertical
12/9/2023 19:45	0.0239	Vertical
12/10/2023 6:59	0.0236	Vertical
12/11/2023 16:01	0.121	Vertical
12/12/2023 9:30	0.0962	Vertical
12/13/2023 8:15	0.0475	Vertical
12/14/2023 9:30	0.1325	Longitudinal
12/15/2023 21:30	0.0472	Vertical
12/16/2023 9:16	0.0267	Vertical
12/17/2023 18:01	0.0239	Vertical
12/18/2023 15:45	0.0825	Longitudinal
12/19/2023 16:31	0.1077	Vertical

NW Site Vibration Monitor - Maximum Daily Values		
Timestamp	Peak Particle Velocity (in./sec.)	Axis (Longitudinal/Transverse/Vertical)
12/20/2023 12:56	0.8316	Vertical
12/21/2023 11:30	0.1043	Transverse
12/22/2023 11:30	0.0881	Longitudinal
12/23/2023 17:15	0.0354	Vertical
12/24/2023 13:15	0.023	Vertical
12/25/2023 10:01	0.0227	Vertical
12/26/2023 14:30	0.0388	Vertical
12/27/2023 8:47	0.2644	Vertical
12/28/2023 8:59	0.0419	Vertical
12/29/2023 14:00	0.0574	Longitudinal
12/30/2023 10:31	0.0335	Vertical
12/31/2023 14:30	0.0385	Vertical
1/1/2024 18:46	0.0282	Vertical
1/2/2024 8:59	0.1198	Vertical
1/3/2024 6:45	0.0655	Vertical
1/4/2024 15:46	0.0934	Vertical
1/5/2024 16:01	0.175	Vertical
1/6/2024 10:45	0.0459	Vertical
1/7/2024 21:15	0.0205	Vertical
1/8/2024 15:16	0.1666	Vertical
1/9/2024 16:15	0.0506	Vertical
1/10/2024 8:30	0.0698	Vertical
1/11/2024 15:15	0.0422	Longitudinal
1/12/2024 10:17	0.0441	Vertical
1/13/2024 15:45	0.04	Longitudinal
1/14/2024 3:30	0.0267	Vertical
1/15/2024 8:32	0.0223	Vertical
1/16/2024 11:16	0.0307	Vertical
1/17/2024 16:00	0.0624	Longitudinal
1/18/2024 19:15	0.1477	Vertical
1/19/2024 22:30	0.1455	Vertical
1/20/2024 0:00	0.1362	Vertical
1/21/2024 16:00	0.1421	Vertical
1/22/2024 13:45	0.1362	Vertical
1/23/2024 22:30	0.1291	Vertical
1/24/2024 20:15	0.1474	Vertical
1/25/2024 12:59	0.1669	Vertical
1/26/2024 17:15	0.1244	Vertical
1/27/2024 16:30	0.1452	Vertical
1/28/2024 16:15	0.1291	Vertical
1/29/2024 13:45	0.1654	Vertical
1/30/2024 13:30	0.1558	Vertical
1/31/2024 14:59	0.2315	Longitudinal

NW Site Vibration Monitor - Maximum Daily Values		
Timestamp	Peak Particle Velocity (in./sec.)	Axis (Longitudinal/Transverse/Vertical)
2/1/2024 11:36	0.3364	Vertical
2/2/2024 9:30	0.1328	Transverse
2/3/2024 12:15	0.0925	Vertical
2/4/2024 17:15	0.0804	Vertical
2/5/2024 13:46	0.2116	Vertical
2/6/2024 11:50	0.3336	Vertical
2/7/2024 16:42	0.4124	Longitudinal
2/8/2024 8:30	0.1579	Vertical
2/9/2024 5:45	0.103	Vertical
2/10/2024 8:30	0.1089	Longitudinal
2/11/2024 17:30	0.0872	Vertical
2/12/2024 12:45	0.1337	Longitudinal
2/13/2024 8:48	2.273	Vertical
2/14/2024 13:31	0.2818	Longitudinal
2/15/2024 11:06	0.404	Vertical
2/16/2024 12:52	0.7184	Longitudinal
2/17/2024 15:45	0.1278	Vertical
2/18/2024 17:30	0.0956	Vertical
2/19/2024 20:46	0.1092	Vertical
2/20/2024 15:56	1.3858	Longitudinal
2/21/2024 10:41	0.4751	Longitudinal
2/22/2024 16:59	0.117	Longitudinal
2/23/2024 10:51	0.3686	Vertical
2/24/2024 20:00	0.1334	Vertical
2/25/2024 14:15	0.1384	Vertical
2/26/2024 12:31	0.2746	Longitudinal
2/27/2024 10:36	0.827	Longitudinal
2/28/2024 10:15	1.3719	Longitudinal
2/29/2024 8:45	0.0875	Longitudinal
3/1/2024 4:59	0.0192	Vertical
3/2/2024 1:15	0.0233	Vertical
3/3/2024 0:46	0.0214	Vertical
3/4/2024 19:15	0.0217	Vertical
3/5/2024 20:15	0.0251	Vertical
3/6/2024 6:00	0.0186	Vertical
3/7/2024 15:30	0.112	Vertical
3/8/2024 6:59	0.0168	Vertical
3/9/2024 16:00	0.0211	Vertical
3/10/2024 5:15	0.0183	Vertical
3/11/2024 17:16	0.0195	Vertical
3/12/2024 1:45	0.0233	Vertical
3/13/2024 4:15	0.0227	Vertical
3/14/2024 12:46	0.027	Longitudinal

NW Site Vibration Monitor - Maximum Daily Values		
Timestamp	Peak Particle Velocity (in./sec.)	Axis (Longitudinal/Transverse/Vertical)
3/15/2024 9:59	0.0304	Longitudinal
3/16/2024 20:46	0.0217	Vertical
3/17/2024 9:15	0.0195	Vertical
3/18/2024 18:15	0.0214	Vertical
3/19/2024 0:30	0.0211	Vertical
3/20/2024 21:15	0.0199	Vertical
3/21/2024 21:00	0.023	Vertical
3/22/2024 22:45	0.0214	Vertical
3/23/2024 12:46	0.0195	Vertical
3/24/2024 15:15	0.0186	Vertical
3/25/2024 11:30	0.1074	Longitudinal
3/26/2024 4:30	0.0199	Vertical
3/27/2024 2:30	0.0208	Vertical
3/28/2024 9:59	0.0369	Longitudinal
3/29/2024 18:15	0.0217	Vertical
3/30/2024 16:31	0.0217	Vertical
3/31/2024 7:30	0.0208	Vertical
4/1/2024 5:01	0.0189	Vertical
4/2/2024 19:30	0.0189	Vertical
4/3/2024 4:15	0.0251	Vertical
4/4/2024 12:15	0.0183	Longitudinal
4/5/2024 17:00	0.0258	Vertical
4/6/2024 15:45	0.0248	Vertical
4/7/2024 11:31	0.0214	Vertical
4/8/2024 14:30	0.0258	Longitudinal
4/9/2024 21:59	0.0189	Vertical
4/10/2024 4:16	0.0214	Vertical
4/11/2024 6:45	0.0195	Vertical
4/12/2024 11:16	0.023	Longitudinal
4/13/2024 11:46	0.0192	Vertical
4/14/2024 23:46	0.018	Vertical
4/15/2024 21:30	0.0227	Vertical
4/16/2024 23:45	0.0171	Vertical
4/17/2024 23:30	0.0168	Vertical
4/18/2024 19:59	0.0509	Longitudinal
4/19/2024 11:00	0.0791	Longitudinal
4/20/2024 16:47	0.0549	Longitudinal
4/21/2024 7:31	0.0543	Longitudinal
4/22/2024 11:00	0.1074	Transverse
4/23/2024 5:15	0.0453	Longitudinal
4/24/2024 7:31	0.0481	Longitudinal
4/25/2024 8:15	0.0611	Longitudinal
4/26/2024 7:59	0.1415	Longitudinal

NW Site Vibration Monitor - Maximum Daily Values		
Timestamp	Peak Particle Velocity (in./sec.)	Axis (Longitudinal/Transverse/Vertical)
4/27/2024 15:00	0.0484	Longitudinal
4/28/2024 15:15	0.0481	Longitudinal
4/29/2024 11:30	0.0841	Longitudinal
4/30/2024 17:46	0.0509	Longitudinal
5/1/2024 15:46	0.2011	Longitudinal
5/2/2024 0:45	0.0456	Longitudinal
5/3/2024 11:45	0.1002	Longitudinal
5/4/2024 7:59	0.045	Longitudinal
5/5/2024 20:46	0.0438	Longitudinal
5/6/2024 16:30	0.0676	Longitudinal
5/7/2024 10:30	0.0537	Longitudinal
5/8/2024 17:59	0.0593	Longitudinal
5/9/2024 12:15	0.0735	Longitudinal
5/10/2024 8:16	0.0555	Transverse
5/11/2024 10:15	0.0512	Longitudinal
5/12/2024 1:31	0.0496	Longitudinal
5/13/2024 12:46	0.0683	Longitudinal
5/14/2024 12:45	0.1095	Longitudinal
5/15/2024 12:15	0.0984	Longitudinal
5/16/2024 13:01	0.0723	Transverse
5/17/2024 8:16	0.1381	Transverse
5/18/2024 8:16	0.0528	Longitudinal
5/19/2024 1:16	0.058	Longitudinal
5/20/2024 15:00	0.0714	Longitudinal
5/21/2024 16:30	0.0528	Longitudinal
5/22/2024 12:46	0.1058	Transverse
5/23/2024 15:31	0.0745	Transverse
5/24/2024 15:01	0.0807	Longitudinal
5/25/2024 17:30	0.0431	Longitudinal
5/26/2024 17:00	0.0462	Longitudinal
5/27/2024 9:15	0.0496	Longitudinal
5/28/2024 7:00	0.0543	Longitudinal
5/29/2024 23:15	0.0528	Transverse
5/30/2024 14:46	0.1781	Transverse
5/31/2024 8:15	0.1204	Transverse
6/1/2024 11:45	0.0968	Longitudinal
6/2/2024 19:30	0.095	Longitudinal
6/3/2024 8:47	0.0897	Longitudinal
6/4/2024 12:47	0.1067	Transverse
6/5/2024 9:02	0.1188	Longitudinal
6/6/2024 3:59	0.0869	Transverse
6/7/2024 13:45	0.0689	Longitudinal
6/8/2024 1:15	0.0379	Longitudinal

NW Site Vibration Monitor - Maximum Daily Values		
Timestamp	Peak Particle Velocity (in./sec.)	Axis (Longitudinal/Transverse/Vertical)
6/9/2024 13:45	0.0115	Longitudinal
6/10/2024 10:30	0.0636	Transverse
6/11/2024 11:46	0.0645	Longitudinal
6/12/2024 12:16	0.0574	Longitudinal
6/13/2024 15:30	0.1446	Transverse
6/14/2024 12:49	0.1787	Transverse
6/15/2024 6:15	0.0155	Longitudinal
6/16/2024 19:45	0.0146	Longitudinal
6/17/2024 14:34	0.4977	Vertical
6/18/2024 17:46	0.1958	Longitudinal
6/19/2024 22:45	0.0124	Longitudinal
6/20/2024 11:15	1.0194	Vertical
6/21/2024 17:30	0.1694	Longitudinal
6/22/2024 17:59	0.0174	Transverse
6/23/2024 7:46	0.0143	Transverse
6/24/2024 11:15	0.2302	Transverse
6/25/2024 11:59	0.1105	Transverse
6/26/2024 11:32	0.2498	Transverse
6/27/2024 7:30	0.0782	Vertical
6/28/2024 9:30	0.0943	Vertical
6/29/2024 21:00	0.031	Vertical
6/30/2024 11:16	0.022	Vertical
7/1/2024 15:49	0.31	Longitudinal
7/2/2024 15:59	0.215	Vertical
7/3/2024 17:46	0.6516	Longitudinal
7/4/2024 2:45	0.0242	Vertical
7/5/2024 11:15	0.2306	Transverse
7/6/2024 9:59	0.0248	Vertical
7/7/2024 10:16	0.0214	Vertical
7/8/2024 15:37	0.9474	Vertical
7/9/2024 10:30	0.0813	Vertical
7/10/2024 7:53	0.3047	Vertical
7/11/2024 13:59	0.0844	Longitudinal
7/12/2024 7:15	0.0652	Transverse
7/13/2024 19:59	0.0242	Vertical
7/14/2024 1:30	0.0261	Vertical
7/15/2024 15:01	0.0925	Vertical
7/16/2024 10:30	0.0664	Longitudinal
7/17/2024 0:45	0.027	Vertical
7/18/2024 13:45	0.1161	Vertical
7/19/2024 11:15	0.0431	Vertical
7/20/2024 18:45	0.0338	Vertical
7/21/2024 6:15	0.0223	Vertical

NW Site Vibration Monitor - Maximum Daily Values		
Timestamp	Peak Particle Velocity (in./sec.)	Axis (Longitudinal/Transverse/Vertical)
7/22/2024 8:15	0.054	Longitudinal
7/23/2024 8:16	0.1251	Longitudinal
7/24/2024 13:16	0.1145	Vertical
7/25/2024 13:00	0.0835	Longitudinal
7/26/2024 11:30	0.0689	Vertical
7/27/2024 15:46	0.0214	Vertical
7/28/2024 10:45	0.0208	Vertical

SE Site Vibration Monitor - Maximum Daily Values		
Timestamp	Peak Particle Velocity (in./sec.)	Axis (Longitudinal/Transverse/Vertical)
2/22/2023 8:32	0.1949	Longitudinal
2/23/2023 3:46	0.1098	Longitudinal
2/24/2023 11:00	0.0999	Longitudinal
2/25/2023 1:30	0.0124	Longitudinal
2/26/2023 2:00	0.0053	Longitudinal
2/27/2023 6:45	0.1403	Transverse
2/28/2023 8:15	0.0891	Longitudinal
3/1/2023 8:30	0.1055	Vertical
3/2/2023 11:15	0.0987	Vertical
3/3/2023 4:00	0.1114	Longitudinal
3/4/2023 9:15	0.005	Longitudinal
3/5/2023 17:31	0.0053	Transverse
3/6/2023 8:53	0.6827	Vertical
3/7/2023 15:42	2.7419	Longitudinal
3/8/2023 12:59	0.122	Transverse
3/9/2023 9:15	0.0906	Vertical
3/10/2023 12:15	0.1266	Longitudinal
3/11/2023 6:00	0.0053	Vertical
3/12/2023 16:15	0.0059	Vertical
3/13/2023 11:15	0.0742	Transverse
3/14/2023 15:30	0.144	Vertical
3/15/2023 9:30	0.0559	Longitudinal
3/16/2023 13:39	7.0986	Vertical
3/17/2023 15:45	0.2228	Transverse
3/18/2023 23:00	0.0053	Vertical
3/19/2023 15:15	0.022	Transverse
3/20/2023 10:30	0.0407	Vertical
3/21/2023 12:45	0.0537	Vertical
3/22/2023 12:30	0.1378	Transverse
3/23/2023 9:15	0.0878	Transverse
3/24/2023 16:30	0.0512	Transverse
3/25/2023 19:45	0.0043	Vertical
3/26/2023 22:15	0.0056	Vertical
3/27/2023 9:47	1.6223	Transverse
3/28/2023 10:00	0.126	Transverse
3/29/2023 12:10	10.0003	Longitudinal
3/30/2023 8:59	0.0524	Transverse
4/3/2023 12:03	0.1036	Longitudinal
4/4/2023 9:30	0.0686	Transverse
4/5/2023 14:15	0.0919	Transverse
4/6/2023 13:15	0.09	Transverse
4/7/2023 11:00	0.0555	Longitudinal
4/8/2023 9:30	0.0121	Longitudinal



SE Site Vibration Monitor - Maximum Daily Values		
Timestamp	Peak Particle Velocity (in./sec.)	Axis (Longitudinal/Transverse/Vertical)
4/9/2023 11:45	0.0047	Longitudinal
4/10/2023 12:43	0.305	Longitudinal
4/11/2023 9:45	0.018	Vertical
4/12/2023 8:15	0.0137	Longitudinal
4/13/2023 15:00	0.2551	Vertical
4/14/2023 11:30	0.2017	Vertical
4/15/2023 16:15	0.0059	Transverse
4/16/2023 7:00	0.0143	Transverse
4/17/2023 11:00	0.1229	Vertical
4/18/2023 10:45	0.2616	Longitudinal
4/19/2023 13:00	0.0645	Transverse
4/20/2023 13:59	0.0596	Vertical
4/21/2023 9:15	0.0887	Transverse
4/22/2023 9:15	0.0047	Transverse
4/23/2023 10:45	0.0047	Vertical
4/24/2023 9:15	0.0723	Transverse
4/25/2023 9:15	0.054	Vertical
4/26/2023 8:45	0.1285	Longitudinal
4/27/2023 15:45	0.0791	Vertical
4/28/2023 9:30	0.1598	Transverse
4/29/2023 14:15	0.0099	Transverse
4/30/2023 8:00	0.0053	Vertical
5/1/2023 15:30	0.0866	Vertical
5/2/2023 15:00	0.1176	Longitudinal
5/3/2023 8:30	0.1406	Transverse
5/4/2023 16:00	0.1204	Transverse
5/5/2023 8:30	0.1539	Transverse
5/6/2023 20:15	0.0053	Longitudinal
5/7/2023 13:00	0.0047	Vertical
5/8/2023 12:15	0.1365	Transverse
5/9/2023 8:00	0.0285	Vertical
5/10/2023 14:45	0.0258	Vertical
5/11/2023 8:59	0.2926	Longitudinal
5/12/2023 12:52	0.3395	Vertical
5/13/2023 7:30	0.0043	Transverse
5/14/2023 8:59	0.0053	Transverse
5/15/2023 12:00	0.2296	Longitudinal
5/16/2023 12:45	0.0745	Vertical
5/17/2023 13:59	0.1018	Vertical
5/18/2023 14:45	0.153	Vertical
5/19/2023 14:11	0.705	Vertical
5/20/2023 8:00	0.0047	Vertical
5/20/2023 19:15	0.0047	Vertical

SE Site Vibration Monitor - Maximum Daily Values		
Timestamp	Peak Particle Velocity (in./sec.)	Axis (Longitudinal/Transverse/Vertical)
5/21/2023 7:30	0.0043	Transverse
5/22/2023 10:05	0.3075	Longitudinal
5/23/2023 8:57	9.5888	Longitudinal
5/24/2023 12:13	1.2217	Longitudinal
5/25/2023 9:15	0.0248	Longitudinal
5/26/2023 11:00	0.0708	Longitudinal
5/27/2023 11:45	0.0043	Transverse
5/28/2023 14:30	0.0065	Transverse
5/29/2023 0:45	0.004	Transverse
5/30/2023 13:30	0.1117	Transverse
5/31/2023 10:02	0.05	Transverse
6/1/2023 14:47	0.04	Transverse
6/2/2023 10:47	0.0906	Transverse
6/3/2023 2:15	0.0047	Vertical
6/4/2023 1:46	0.0056	Vertical
6/5/2023 11:30	0.1412	Transverse
6/6/2023 10:00	0.0357	Transverse
6/7/2023 11:30	0.0223	Transverse
6/8/2023 10:00	0.0301	Longitudinal
6/9/2023 13:00	0.0732	Longitudinal
6/10/2023 17:16	0.0047	Transverse
6/11/2023 6:31	0.004	Vertical
6/12/2023 8:16	0.0577	Vertical
6/13/2023 11:45	0.0518	Vertical
6/14/2023 12:30	0.0394	Transverse
6/15/2023 10:00	0.094	Transverse
6/16/2023 12:15	0.013	Vertical
6/17/2023 13:45	0.0074	Vertical
6/18/2023 8:00	0.004	Transverse
6/19/2023 14:59	0.0267	Vertical
6/20/2023 13:00	0.0711	Longitudinal
6/21/2023 11:00	0.072	Longitudinal
6/22/2023 13:45	0.0341	Transverse
6/23/2023 12:15	0.0773	Vertical
6/24/2023 19:00	0.0043	Vertical
6/25/2023 14:45	0.0056	Vertical
6/26/2023 11:30	0.0487	Vertical
6/27/2023 14:45	0.0928	Transverse
6/28/2023 14:15	0.0611	Vertical
6/29/2023 13:30	0.0537	Longitudinal
6/30/2023 14:45	0.0549	Vertical
7/1/2023 11:32	0.0034	Transverse
7/2/2023 10:32	0.0065	Vertical

SE Site Vibration Monitor - Maximum Daily Values		
Timestamp	Peak Particle Velocity (in./sec.)	Axis (Longitudinal/Transverse/Vertical)
7/3/2023 11:02	0.0661	Vertical
7/4/2023 21:31	0.0189	Vertical
7/5/2023 11:30	0.0304	Vertical
7/6/2023 13:15	0.0425	Transverse
7/7/2023 13:30	0.0375	Longitudinal
7/8/2023 12:15	0.0081	Longitudinal
7/9/2023 18:15	0.0081	Longitudinal
7/10/2023 15:00	0.0363	Vertical
7/11/2023 8:15	0.0385	Vertical
7/12/2023 8:16	0.0434	Transverse
7/13/2023 15:46	0.0242	Longitudinal
7/14/2023 8:30	0.0518	Vertical
7/15/2023 6:00	0.0102	Longitudinal
7/16/2023 8:45	0.0087	Longitudinal
7/17/2023 11:30	0.0425	Longitudinal
7/18/2023 12:45	0.0298	Longitudinal
7/19/2023 14:15	0.0348	Longitudinal
7/20/2023 9:15	0.0422	Vertical
7/21/2023 9:30	0.0338	Vertical
7/22/2023 6:32	0.0034	Vertical
7/23/2023 6:30	0.0047	Vertical
7/24/2023 11:45	0.0313	Vertical
7/25/2023 13:30	0.0239	Vertical
7/26/2023 15:45	0.032	Vertical
7/27/2023 13:30	0.0307	Transverse
7/28/2023 12:00	0.0379	Vertical
7/29/2023 6:15	0.0047	Transverse
7/30/2023 9:30	0.0133	Vertical
7/31/2023 17:00	0.0199	Vertical
8/1/2023 9:30	0.0251	Vertical
8/2/2023 16:17	0.0251	Vertical
8/3/2023 17:15	0.0317	Transverse
8/4/2023 10:15	0.0236	Vertical
8/5/2023 6:30	0.0037	Transverse
8/6/2023 6:45	0.0059	Longitudinal
8/7/2023 8:15	0.0438	Transverse
8/8/2023 11:00	0.0189	Transverse
8/9/2023 12:00	0.0233	Vertical
8/10/2023 8:00	0.0282	Vertical
8/11/2023 12:45	0.0254	Vertical
8/12/2023 17:00	0.004	Vertical
8/13/2023 15:00	0.0043	Vertical
8/14/2023 12:02	0.0329	Transverse

SE Site Vibration Monitor - Maximum Daily Values		
Timestamp	Peak Particle Velocity (in./sec.)	Axis (Longitudinal/Transverse/Vertical)
8/15/2023 14:45	0.0289	Vertical
8/16/2023 13:32	0.0369	Longitudinal
8/17/2023 11:04	0.0199	Vertical
8/18/2023 13:15	0.0301	Vertical
8/19/2023 19:30	0.0062	Longitudinal
8/20/2023 23:30	0.0056	Longitudinal
8/21/2023 9:45	0.0239	Transverse
8/22/2023 11:00	0.0289	Vertical
8/23/2023 10:30	0.0254	Longitudinal
8/24/2023 16:16	0.0524	Vertical
8/25/2023 12:30	0.0292	Transverse
8/26/2023 7:00	0.0043	Vertical
8/27/2023 18:00	0.0106	Vertical
8/28/2023 8:30	0.0233	Transverse
8/29/2023 10:45	0.023	Transverse
8/30/2023 10:15	0.0227	Vertical
8/31/2023 11:45	0.0264	Vertical
9/1/2023 10:00	0.0258	Vertical
9/2/2023 12:30	0.0084	Vertical
9/3/2023 18:45	0.005	Vertical
9/4/2023 9:45	0.0056	Vertical
9/5/2023 12:00	0.041	Transverse
9/6/2023 15:46	0.0326	Vertical
9/7/2023 8:45	0.0574	Transverse
9/8/2023 15:30	0.032	Vertical
9/9/2023 23:00	0.0047	Vertical
9/10/2023 17:15	0.0043	Vertical
9/11/2023 15:00	0.0459	Transverse
9/12/2023 9:45	0.0664	Longitudinal
9/13/2023 10:30	0.0434	Vertical
9/14/2023 10:45	0.027	Transverse
9/15/2023 14:30	0.0357	Transverse
9/16/2023 15:46	0.0047	Vertical
9/17/2023 11:30	0.0047	Vertical
9/18/2023 17:00	0.0403	Vertical
9/19/2023 10:45	0.0819	Vertical
9/20/2023 12:00	0.0397	Vertical
9/21/2023 11:30	0.0304	Transverse
9/22/2023 11:00	0.0332	Transverse
9/23/2023 19:00	0.0053	Vertical
9/24/2023 19:15	0.0047	Vertical
9/25/2023 8:59	0.0223	Transverse
9/26/2023 14:30	0.0375	Transverse

SE Site Vibration Monitor - Maximum Daily Values		
Timestamp	Peak Particle Velocity (in./sec.)	Axis (Longitudinal/Transverse/Vertical)
9/27/2023 8:59	0.0419	Transverse
9/28/2023 9:45	0.0512	Transverse
9/29/2023 12:30	0.0807	Transverse
9/30/2023 8:15	0.005	Vertical
10/1/2023 15:00	0.005	Vertical
10/2/2023 13:00	0.0195	Transverse
10/3/2023 16:15	0.0289	Vertical
10/4/2023 12:45	0.0174	Transverse
10/5/2023 9:45	0.0273	Longitudinal
10/6/2023 11:45	0.0313	Vertical
10/7/2023 15:45	0.0053	Vertical
10/8/2023 7:45	0.0056	Longitudinal
10/9/2023 7:45	0.0065	Longitudinal
10/10/2023 11:01	0.0323	Longitudinal
10/11/2023 17:30	0.0546	Vertical
10/12/2023 15:00	0.036	Vertical
10/13/2023 14:30	0.0642	Transverse
10/14/2023 14:45	0.005	Vertical
10/15/2023 9:30	0.0047	Vertical
10/16/2023 15:30	0.0379	Vertical
10/17/2023 9:15	0.0444	Transverse
10/18/2023 8:59	0.0574	Transverse
10/19/2023 17:30	0.0509	Transverse
10/20/2023 8:15	0.068	Vertical
10/21/2023 13:46	0.0065	Longitudinal
10/22/2023 19:15	0.0068	Vertical
10/23/2023 8:15	0.0419	Transverse
10/24/2023 9:16	0.0652	Longitudinal
10/25/2023 12:16	0.0348	Transverse
10/26/2023 7:57	0.0568	Vertical
10/27/2023 13:01	0.0285	Vertical
10/28/2023 11:15	0.0047	Vertical
10/29/2023 1:30	0.004	Vertical
10/30/2023 8:45	0.0211	Vertical
10/31/2023 11:00	0.0227	Vertical
11/1/2023 10:15	0.0478	Transverse
11/2/2023 11:45	0.0372	Transverse
11/3/2023 11:59	0.0574	Transverse
11/4/2023 15:45	0.005	Vertical
11/5/2023 8:59	0.0043	Vertical
11/6/2023 14:30	0.058	Transverse
11/7/2023 15:16	0.0503	Vertical
11/8/2023 13:16	0.1102	Transverse

SE Site Vibration Monitor - Maximum Daily Values		
Timestamp	Peak Particle Velocity (in./sec.)	Axis (Longitudinal/Transverse/Vertical)
11/9/2023 9:46	0.022	Vertical
11/10/2023 10:31	0.0127	Longitudinal
11/11/2023 8:30	0.0047	Vertical
11/12/2023 14:59	0.0078	Vertical
11/13/2023 16:00	0.0419	Transverse
11/14/2023 8:16	0.0993	Transverse
11/15/2023 8:15	0.099	Transverse
11/16/2023 8:45	0.0704	Transverse
11/17/2023 13:30	0.0239	Longitudinal
11/18/2023 22:15	0.004	Vertical
11/19/2023 4:15	0.0037	Longitudinal
11/20/2023 8:30	0.0565	Transverse
11/21/2023 17:31	0.0658	Transverse
11/22/2023 9:48	0.0416	Vertical
11/23/2023 6:46	0.0071	Vertical
11/24/2023 19:45	0.0043	Vertical
11/25/2023 6:30	0.005	Longitudinal
11/26/2023 6:15	0.0053	Longitudinal
11/27/2023 8:00	0.0261	Longitudinal
11/28/2023 8:15	0.0261	Transverse
11/29/2023 10:00	0.0534	Transverse
11/30/2023 10:00	0.1477	Transverse
12/1/2023 16:31	0.0344	Transverse
12/2/2023 13:31	0.005	Longitudinal
12/3/2023 12:00	0.0146	Longitudinal
12/4/2023 10:01	0.0168	Vertical
12/5/2023 16:31	0.0481	Vertical
12/6/2023 8:30	0.1251	Transverse
12/7/2023 16:30	0.0242	Longitudinal
12/8/2023 13:45	0.0329	Vertical
12/9/2023 8:59	0.004	Vertical
12/10/2023 9:15	0.0053	Vertical
12/11/2023 14:17	0.0372	Transverse
12/12/2023 8:59	0.0388	Longitudinal
12/13/2023 9:16	0.0375	Transverse
12/14/2023 9:15	0.0214	Vertical
12/15/2023 12:45	0.0168	Vertical
12/16/2023 22:46	0.0053	Vertical
12/17/2023 0:45	0.004	Vertical
12/18/2023 8:15	0.0704	Transverse
12/19/2023 10:31	0.0574	Transverse
12/20/2023 15:16	0.0506	Longitudinal
12/21/2023 8:30	0.0745	Longitudinal

SE Site Vibration Monitor - Maximum Daily Values		
Timestamp	Peak Particle Velocity (in./sec.)	Axis (Longitudinal/Transverse/Vertical)
12/22/2023 9:45	0.085	Longitudinal
12/23/2023 4:16	0.0096	Longitudinal
12/24/2023 6:46	0.0059	Longitudinal
12/25/2023 9:16	0.0043	Vertical
12/26/2023 9:46	0.0186	Vertical
12/27/2023 10:01	0.1201	Vertical
12/28/2023 8:45	0.1536	Vertical
12/29/2023 12:45	0.0344	Transverse
12/30/2023 11:45	0.0043	Vertical
12/31/2023 17:15	0.0047	Transverse
1/1/2024 1:47	0.0043	Vertical
1/2/2024 8:59	0.0987	Vertical
1/3/2024 14:30	0.054	Longitudinal
1/4/2024 16:31	0.0323	Transverse
1/5/2024 9:30	0.0413	Transverse
1/6/2024 8:00	0.004	Longitudinal
1/7/2024 11:15	0.0043	Vertical
1/8/2024 9:31	0.0534	Transverse
1/9/2024 15:45	0.0375	Vertical
1/10/2024 14:59	0.0416	Vertical
1/11/2024 8:59	0.0258	Transverse
1/12/2024 10:31	0.0245	Vertical
1/13/2024 16:59	0.0053	Vertical
1/14/2024 6:59	0.0053	Vertical
1/15/2024 5:31	0.0047	Longitudinal
1/16/2024 14:16	0.032	Transverse
1/17/2024 14:45	0.0202	Transverse
1/18/2024 15:30	0.0205	Longitudinal
1/19/2024 7:30	0.0211	Vertical
1/20/2024 6:30	0.0043	Longitudinal
1/21/2024 14:30	0.0043	Vertical
1/22/2024 14:15	0.0248	Longitudinal
1/23/2024 11:30	0.0307	Transverse
1/24/2024 15:30	0.0217	Transverse
1/25/2024 9:30	0.0242	Transverse
1/26/2024 13:30	0.0456	Vertical
1/27/2024 22:31	0.0053	Vertical
1/28/2024 11:15	0.0053	Vertical
1/29/2024 10:30	0.2461	Vertical
1/30/2024 8:30	0.1573	Vertical
1/31/2024 7:32	0.0242	Vertical
2/1/2024 16:32	0.0698	Vertical
2/2/2024 6:46	0.0189	Vertical

SE Site Vibration Monitor - Maximum Daily Values		
Timestamp	Peak Particle Velocity (in./sec.)	Axis (Longitudinal/Transverse/Vertical)
2/3/2024 12:00	0.0062	Vertical
2/4/2024 9:30	0.0062	Vertical
2/5/2024 11:30	0.0146	Transverse
2/6/2024 12:30	0.0174	Longitudinal
2/7/2024 12:46	0.0133	Longitudinal
2/8/2024 9:30	0.0171	Longitudinal
2/9/2024 15:15	0.0102	Longitudinal
2/10/2024 8:59	0.0043	Longitudinal
2/11/2024 18:15	0.0043	Transverse
2/12/2024 11:15	0.0146	Longitudinal
2/13/2024 12:17	0.0127	Longitudinal
2/14/2024 10:59	0.0484	Vertical
2/15/2024 9:32	0.0143	Longitudinal
2/16/2024 10:59	0.0084	Transverse
2/17/2024 10:32	0.0084	Longitudinal
2/18/2024 20:59	0.0065	Longitudinal
2/19/2024 4:50	0.0348	Transverse
2/20/2024 9:10	0.0742	Transverse
2/21/2024 14:45	0.0118	Vertical
2/22/2024 9:45	0.0059	Longitudinal
2/23/2024 8:59	0.0152	Vertical
2/24/2024 4:30	0.0047	Longitudinal
2/25/2024 5:16	0.005	Vertical
2/26/2024 16:16	0.0183	Vertical
2/27/2024 16:01	0.0099	Transverse
2/28/2024 12:01	0.0267	Vertical
2/29/2024 13:46	0.0254	Longitudinal
3/1/2024 4:31	0.0133	Longitudinal
3/2/2024 13:45	0.0047	Vertical
3/3/2024 7:45	0.0043	Transverse
3/4/2024 8:45	0.0056	Transverse
3/5/2024 8:31	0.0289	Vertical
3/6/2024 10:45	0.0199	Vertical
3/7/2024 12:00	0.0186	Transverse
3/8/2024 9:56	0.3268	Longitudinal
3/9/2024 14:59	0.0065	Longitudinal
3/10/2024 0:15	0.004	Vertical
3/11/2024 12:15	0.0475	Vertical
3/12/2024 8:15	0.0785	Transverse
3/13/2024 9:37	0.3472	Transverse
3/14/2024 13:01	0.1055	Vertical
3/15/2024 9:00	0.0338	Longitudinal
3/16/2024 16:16	0.0056	Vertical



SE Site Vibration Monitor - Maximum Daily Values		
Timestamp	Peak Particle Velocity (in./sec.)	Axis (Longitudinal/Transverse/Vertical)
3/17/2024 16:30	0.0056	Vertical
3/18/2024 11:30	0.1049	Vertical
3/19/2024 9:15	0.0683	Vertical
3/20/2024 10:15	0.0937	Longitudinal
3/21/2024 9:00	0.0338	Vertical
3/22/2024 9:59	0.0403	Longitudinal
3/23/2024 0:30	0.0087	Vertical
3/24/2024 14:30	0.0109	Vertical
3/25/2024 16:16	0.184	Vertical
3/26/2024 12:15	0.0943	Transverse
3/27/2024 16:30	0.0385	Transverse
3/28/2024 9:59	0.023	Transverse
3/29/2024 13:30	0.0149	Transverse
3/30/2024 8:30	0.005	Vertical
3/31/2024 7:30	0.0053	Vertical
4/1/2024 9:00	0.0981	Longitudinal
4/2/2024 15:45	0.0177	Transverse
4/3/2024 12:30	0.0357	Vertical
4/4/2024 9:46	0.3845	Transverse
4/8/2024 11:01	0.0223	Vertical
4/9/2024 15:45	0.0199	Vertical
4/10/2024 14:30	0.0292	Vertical
4/11/2024 15:45	0.0242	Vertical
4/12/2024 12:31	0.0521	Vertical
4/13/2024 23:31	0.0062	Vertical
4/14/2024 14:45	0.0047	Vertical
4/15/2024 9:00	0.0282	Vertical
4/16/2024 12:45	0.0348	Vertical
4/17/2024 13:47	0.0276	Vertical
4/18/2024 15:59	0.0496	Vertical
4/19/2024 13:59	0.0168	Vertical
4/20/2024 7:31	0.005	Vertical
4/21/2024 14:30	0.0047	Vertical
4/22/2024 14:16	0.0329	Vertical
4/23/2024 15:01	0.2607	Vertical
4/24/2024 16:15	0.0555	Transverse
4/25/2024 15:32	0.2234	Longitudinal
4/26/2024 9:30	0.1803	Longitudinal
4/27/2024 1:15	0.0062	Vertical
4/28/2024 4:17	0.0065	Longitudinal
4/29/2024 13:45	0.1328	Vertical
4/30/2024 16:16	0.0515	Transverse
5/1/2024 14:16	0.0509	Vertical

SE Site Vibration Monitor - Maximum Daily Values		
Timestamp	Peak Particle Velocity (in./sec.)	Axis (Longitudinal/Transverse/Vertical)
5/2/2024 9:30	0.022	Longitudinal
5/3/2024 13:30	0.0832	Transverse
5/4/2024 15:46	0.0059	Vertical
5/5/2024 19:15	0.0047	Vertical
5/6/2024 13:01	1.3501	Vertical
5/7/2024 13:03	0.6746	Longitudinal
5/8/2024 9:46	0.0776	Longitudinal
5/9/2024 16:15	0.1232	Transverse
5/10/2024 14:15	0.0819	Transverse
5/11/2024 8:16	0.0074	Vertical
5/12/2024 6:15	0.0102	Longitudinal
5/13/2024 15:02	0.0915	Transverse
5/14/2024 9:46	0.0922	Longitudinal
5/15/2024 13:45	0.0909	Transverse
5/16/2024 16:30	0.0462	Longitudinal
5/17/2024 15:02	0.0763	Transverse
5/18/2024 8:16	0.0071	Transverse
5/19/2024 1:00	0.0059	Vertical
5/20/2024 11:45	0.288	Transverse
5/21/2024 15:00	0.0621	Transverse
5/22/2024 9:30	0.058	Longitudinal
5/23/2024 11:15	0.0531	Transverse
5/24/2024 15:59	0.0416	Longitudinal
5/25/2024 23:15	0.0174	Vertical
5/26/2024 11:45	0.0096	Longitudinal
5/27/2024 8:30	0.0056	Longitudinal
5/28/2024 9:59	0.0568	Longitudinal
5/29/2024 15:46	0.081	Transverse
5/30/2024 11:31	0.0919	Longitudinal
5/31/2024 12:30	0.1095	Longitudinal
6/1/2024 17:45	0.0695	Transverse
6/2/2024 12:30	0.0056	Vertical
6/3/2024 11:30	0.0481	Transverse
6/4/2024 9:00	0.0528	Vertical
6/5/2024 11:00	0.0292	Longitudinal
6/6/2024 13:30	0.0369	Vertical
6/7/2024 15:29	0.0965	Vertical
6/8/2024 11:00	0.0028	Transverse
6/9/2024 7:31	0.0028	Longitudinal
6/10/2024 10:45	0.0171	Vertical
6/11/2024 16:16	0.0239	Vertical
6/12/2024 8:45	0.0515	Transverse
6/13/2024 9:30	0.0295	Transverse

SE Site Vibration Monitor - Maximum Daily Values		
Timestamp	Peak Particle Velocity (in./sec.)	Axis (Longitudinal/Transverse/Vertical)
6/14/2024 8:30	0.1114	Transverse
6/15/2024 3:59	0.0074	Transverse
6/16/2024 5:59	0.0037	Transverse
6/17/2024 11:01	0.0676	Transverse
6/18/2024 13:45	0.0211	Transverse
6/19/2024 10:30	0.0099	Vertical
6/20/2024 9:15	0.0419	Transverse
6/21/2024 13:15	0.063	Transverse
6/22/2024 0:15	0.0248	Longitudinal
6/23/2024 2:15	0.0112	Transverse
6/24/2024 9:16	0.0366	Transverse
6/25/2024 8:31	0.0605	Transverse
6/26/2024 11:16	0.0332	Transverse
6/27/2024 8:30	0.0518	Transverse
6/28/2024 13:15	0.0695	Transverse
6/29/2024 10:31	0.0087	Vertical
6/30/2024 11:59	0.0074	Longitudinal
7/1/2024 9:45	0.0332	Transverse
7/2/2024 16:16	0.0214	Transverse
7/3/2024 9:00	0.0621	Transverse
7/4/2024 21:45	0.0146	Transverse
7/5/2024 12:15	0.0425	Longitudinal
7/6/2024 11:00	0.0099	Longitudinal
7/7/2024 8:15	0.0043	Longitudinal
7/8/2024 9:45	0.0282	Transverse
7/9/2024 15:27	0.0555	Transverse
7/10/2024 15:00	0.0922	Transverse
7/11/2024 12:45	0.0416	Transverse
7/12/2024 12:15	0.0354	Vertical
7/13/2024 14:31	0.0053	Vertical
7/14/2024 21:16	0.0053	Vertical
7/15/2024 7:30	0.0285	Vertical
7/16/2024 17:00	0.1257	Transverse
7/17/2024 13:00	0.0379	Transverse
7/18/2024 15:00	0.0335	Vertical
7/19/2024 13:45	0.0528	Transverse
7/20/2024 9:30	0.005	Vertical
7/21/2024 23:30	0.0053	Vertical
7/22/2024 15:30	0.0295	Transverse
7/23/2024 14:45	0.1744	Vertical
7/24/2024 9:15	0.0704	Transverse
7/25/2024 8:45	0.0217	Transverse
7/26/2024 11:30	0.0518	Longitudinal

SE Site Vibration Monitor - Maximum Daily Values		
Timestamp	Peak Particle Velocity (in./sec.)	Axis (Longitudinal/Transverse/Vertical)
7/27/2024 13:15	0.0053	Vertical
7/28/2024 11:15	0.005	Vertical

SW Site Vibration Monitor - Maximum Daily Values		
Timestamp	Peak Particle Velocity (in./sec.)	Axis (Longitudinal/Transverse/Vertical)
2/22/2023 10:45	0.0354	Longitudinal
2/23/2023 10:15	0.0348	Longitudinal
2/24/2023 9:30	0.0605	Longitudinal
2/25/2023 4:45	0.0239	Longitudinal
2/26/2023 20:30	0.0208	Longitudinal
2/27/2023 5:00	0.1036	Vertical
2/28/2023 3:15	0.0959	Vertical
3/1/2023 4:31	0.0813	Vertical
3/2/2023 6:15	0.0751	Transverse
3/3/2023 8:30	0.063	Vertical
3/4/2023 3:15	0.0211	Vertical
3/5/2023 8:30	0.022	Vertical
3/6/2023 12:03	0.0534	Vertical
3/7/2023 15:15	0.2461	Vertical
3/8/2023 15:00	0.0801	Vertical
3/9/2023 9:00	0.081	Transverse
3/10/2023 16:02	0.0407	Vertical
3/11/2023 7:17	0.0397	Vertical
3/12/2023 4:17	0.0428	Vertical
3/13/2023 18:02	0.0313	Vertical
3/14/2023 14:45	0.0797	Vertical
3/15/2023 12:30	0.0968	Longitudinal
3/16/2023 8:45	0.0444	Vertical
3/17/2023 8:59	0.122	Vertical
3/18/2023 23:00	0.0543	Vertical
3/19/2023 12:30	0.0369	Vertical
3/20/2023 13:15	0.0633	Longitudinal
3/21/2023 15:00	0.117	Longitudinal
3/22/2023 13:45	0.0937	Vertical
3/23/2023 16:15	0.1769	Longitudinal
3/24/2023 8:14	0.7522	Longitudinal
3/25/2023 13:02	0.0372	Vertical
3/26/2023 22:17	0.0444	Vertical
3/27/2023 8:32	0.0586	Transverse
3/28/2023 14:00	0.0984	Transverse
3/29/2023 15:47	0.0509	Vertical
3/30/2023 13:02	0.0773	Vertical
3/31/2023 15:00	0.0723	Vertical
4/1/2023 11:45	0.0394	Vertical
4/2/2023 22:00	0.0469	Vertical
4/3/2023 12:30	0.0869	Longitudinal
4/4/2023 12:30	0.0875	Vertical
4/5/2023 9:30	0.1884	Vertical

SW Site Vibration Monitor - Maximum Daily Values		
Timestamp	Peak Particle Velocity (in./sec.)	Axis (Longitudinal/Transverse/Vertical)
4/6/2023 11:00	0.0797	Vertical
4/7/2023 9:45	0.1136	Transverse
4/8/2023 15:45	0.0425	Vertical
4/9/2023 12:30	0.0487	Vertical
4/10/2023 8:30	0.0487	Vertical
4/11/2023 4:30	0.0307	Vertical
4/12/2023 13:02	0.0673	Vertical
4/13/2023 10:00	0.0534	Longitudinal
4/14/2023 15:30	0.0664	Longitudinal
4/15/2023 21:45	0.0428	Vertical
4/16/2023 21:15	0.0503	Vertical
4/17/2023 21:00	0.0388	Vertical
4/18/2023 1:15	0.0301	Vertical
4/19/2023 22:30	0.0447	Vertical
4/20/2023 19:00	0.0351	Vertical
4/21/2023 19:45	0.0413	Vertical
4/22/2023 8:30	0.0428	Vertical
4/23/2023 7:30	0.0444	Vertical
4/24/2023 20:16	0.0394	Vertical
4/25/2023 23:45	0.04	Vertical
4/26/2023 17:15	0.0419	Vertical
4/27/2023 17:30	0.036	Vertical
4/28/2023 18:35	0.0388	Vertical
4/29/2023 21:45	0.0441	Vertical
4/30/2023 18:45	0.0441	Vertical
5/1/2023 19:00	0.0661	Vertical
5/2/2023 21:32	0.0391	Vertical
5/3/2023 22:17	0.0279	Vertical
5/4/2023 17:11	0.0372	Vertical
5/5/2023 13:59	0.2023	Longitudinal
5/6/2023 22:30	0.0484	Vertical
5/7/2023 14:15	0.0407	Vertical
5/8/2023 5:45	0.0174	Vertical
5/9/2023 7:15	0.0192	Vertical
5/10/2023 11:00	0.0152	Longitudinal
5/11/2023 2:45	0.0127	Vertical
5/12/2023 6:00	0.0115	Vertical
5/13/2023 3:00	0.014	Vertical
5/14/2023 7:30	0.0137	Vertical
5/15/2023 12:47	0.2262	Transverse
5/16/2023 8:17	0.0773	Vertical
5/17/2023 14:47	0.1604	Vertical
5/18/2023 14:45	0.0785	Vertical

SW Site Vibration Monitor - Maximum Daily Values		
Timestamp	Peak Particle Velocity (in./sec.)	Axis (Longitudinal/Transverse/Vertical)
5/19/2023 6:45	0.0472	Vertical
5/20/2023 10:30	0.0431	Vertical
5/21/2023 20:15	0.0416	Vertical
5/22/2023 9:56	0.4512	Longitudinal
5/23/2023 8:32	0.036	Vertical
5/24/2023 14:17	0.0887	Vertical
5/25/2023 17:32	0.0416	Vertical
5/26/2023 10:02	0.1108	Vertical
5/27/2023 7:47	0.049	Vertical
5/28/2023 4:17	0.049	Vertical
5/29/2023 8:17	0.0462	Vertical
5/30/2023 13:47	0.0956	Vertical
5/31/2023 22:17	0.0459	Vertical
6/1/2023 9:32	0.0407	Vertical
6/2/2023 9:17	0.1794	Transverse
6/3/2023 17:00	0.0459	Vertical
6/4/2023 10:45	0.0472	Vertical
6/5/2023 16:45	0.1399	Vertical
6/6/2023 9:45	0.2144	Longitudinal
6/7/2023 12:30	0.3845	Vertical
6/8/2023 9:45	0.0633	Transverse
6/9/2023 15:45	0.0459	Vertical
6/10/2023 10:45	0.0459	Vertical
6/11/2023 11:15	0.0447	Vertical
6/12/2023 10:17	0.0462	Vertical
6/13/2023 15:01	0.1527	Vertical
6/14/2023 13:36	0.5362	Vertical
6/15/2023 9:47	0.0776	Vertical
6/16/2023 18:32	0.0521	Vertical
6/17/2023 12:15	0.041	Vertical
6/18/2023 13:17	0.0586	Vertical
6/19/2023 17:41	0.0422	Vertical
6/20/2023 17:00	0.04	Vertical
6/21/2023 16:15	0.0503	Vertical
6/22/2023 12:00	0.0987	Vertical
6/23/2023 19:30	0.0419	Vertical
6/24/2023 15:00	0.0407	Vertical
6/25/2023 7:30	0.0453	Vertical
6/26/2023 0:45	0.0397	Vertical
6/27/2023 13:00	0.0496	Vertical
6/28/2023 8:30	0.0475	Vertical
6/29/2023 18:45	0.036	Vertical
6/30/2023 14:15	0.0332	Vertical

SW Site Vibration Monitor - Maximum Daily Values		
Timestamp	Peak Particle Velocity (in./sec.)	Axis (Longitudinal/Transverse/Vertical)
7/1/2023 15:02	0.0403	Vertical
7/2/2023 21:17	0.0469	Vertical
7/3/2023 6:02	0.0481	Vertical
7/4/2023 12:45	0.0512	Vertical
7/5/2023 7:16	0.0425	Vertical
7/6/2023 22:15	0.0549	Vertical
7/7/2023 14:30	0.0894	Vertical
7/8/2023 10:15	0.0515	Vertical
7/9/2023 8:00	0.0552	Vertical
7/10/2023 9:30	0.0661	Transverse
7/11/2023 6:45	0.0441	Vertical
7/12/2023 8:45	0.0475	Vertical
7/13/2023 6:45	0.0425	Vertical
7/14/2023 2:17	0.0456	Vertical
7/15/2023 5:15	0.0459	Vertical
7/16/2023 8:15	0.0484	Vertical
7/17/2023 11:30	0.0531	Vertical
7/18/2023 11:00	0.0552	Transverse
7/19/2023 10:30	0.1185	Vertical
7/20/2023 11:15	0.0493	Vertical
7/21/2023 17:15	0.0571	Vertical
7/22/2023 16:15	0.0701	Vertical
7/23/2023 15:00	0.0645	Vertical
7/24/2023 22:00	0.0568	Vertical
7/25/2023 9:30	0.2349	Transverse
7/26/2023 8:45	0.076	Vertical
7/27/2023 13:30	0.0959	Vertical
7/28/2023 11:00	0.0931	Vertical
7/29/2023 15:15	0.0742	Vertical
7/30/2023 1:15	0.045	Vertical
7/31/2023 17:02	0.0953	Vertical
8/1/2023 10:32	0.0878	Vertical
8/2/2023 11:46	0.0891	Vertical
8/3/2023 14:15	0.1074	Vertical
8/4/2023 10:30	0.112	Transverse
8/5/2023 18:15	0.0565	Vertical
8/6/2023 17:00	0.0583	Vertical
8/7/2023 14:15	0.1573	Vertical
8/8/2023 11:02	0.1337	Transverse
8/9/2023 16:17	0.1524	Vertical
8/10/2023 15:17	0.1905	Transverse
8/11/2023 12:31	0.5461	Transverse
8/12/2023 7:47	0.0608	Vertical



SW Site Vibration Monitor - Maximum Daily Values		
Timestamp	Peak Particle Velocity (in./sec.)	Axis (Longitudinal/Transverse/Vertical)
8/13/2023 15:32	0.0652	Vertical
8/14/2023 8:47	0.2011	Vertical
8/15/2023 9:48	2.8039	Vertical
8/16/2023 15:02	0.2523	Vertical
8/17/2023 12:05	0.5396	Vertical
8/18/2023 12:00	0.2042	Transverse
8/19/2023 4:15	0.0642	Longitudinal
8/20/2023 3:15	0.063	Vertical
8/21/2023 12:45	0.2464	Longitudinal
8/22/2023 12:00	0.077	Longitudinal
8/23/2023 8:30	0.1161	Longitudinal
8/24/2023 12:27	3.0727	Vertical
8/25/2023 12:05	0.6262	Transverse
8/26/2023 18:00	0.067	Vertical
8/27/2023 22:15	0.0661	Vertical
8/28/2023 9:45	0.1592	Transverse
8/29/2023 13:15	0.2846	Longitudinal
8/30/2023 13:52	0.09	Vertical
8/31/2023 9:08	0.391	Longitudinal
9/1/2023 12:47	0.1151	Transverse
9/2/2023 16:47	0.0618	Vertical
9/3/2023 15:32	0.0708	Vertical
9/4/2023 15:17	0.0794	Vertical
9/6/2023 20:45	0.0562	Vertical
9/7/2023 2:30	0.0621	Vertical
9/8/2023 5:30	0.0568	Vertical
9/9/2023 23:00	0.0565	Vertical
9/10/2023 13:00	0.0611	Vertical
9/11/2023 21:31	0.0552	Vertical
9/12/2023 19:30	0.0537	Vertical
9/13/2023 14:30	0.0739	Vertical
9/14/2023 10:45	0.0763	Transverse
9/15/2023 14:59	0.8319	Longitudinal
9/16/2023 22:15	0.0559	Vertical
9/17/2023 12:00	0.0633	Vertical
9/18/2023 17:16	0.0524	Vertical
9/19/2023 12:15	0.0794	Longitudinal
9/20/2023 8:31	0.1154	Vertical
9/21/2023 8:02	0.0509	Vertical
9/22/2023 16:16	0.05	Vertical
9/23/2023 19:00	0.058	Vertical
9/24/2023 10:45	0.0583	Vertical
9/25/2023 17:00	0.0596	Vertical

SW Site Vibration Monitor - Maximum Daily Values		
Timestamp	Peak Particle Velocity (in./sec.)	Axis (Longitudinal/Transverse/Vertical)
9/26/2023 14:45	0.0832	Vertical
9/27/2023 6:30	0.0835	Vertical
9/28/2023 6:45	0.1064	Vertical
9/29/2023 11:00	0.0602	Transverse
9/30/2023 8:15	0.0618	Vertical
10/1/2023 19:15	0.0571	Vertical
10/2/2023 8:15	0.0602	Vertical
10/3/2023 15:00	0.1735	Vertical
10/4/2023 19:16	0.0583	Vertical
10/5/2023 8:45	0.0872	Longitudinal
10/6/2023 3:31	0.0531	Vertical
10/7/2023 10:45	0.0599	Vertical
10/8/2023 17:45	0.0555	Vertical
10/9/2023 22:16	0.0614	Vertical
10/10/2023 12:00	0.0642	Vertical
10/11/2023 10:45	0.0962	Longitudinal
10/12/2023 15:45	0.1344	Vertical
10/13/2023 18:15	0.0562	Vertical
10/14/2023 19:01	0.0667	Vertical
10/15/2023 9:30	0.0562	Vertical
10/16/2023 0:45	0.0478	Vertical
10/17/2023 11:00	0.1018	Longitudinal
10/18/2023 6:45	0.058	Vertical
10/19/2023 22:16	0.0555	Vertical
10/20/2023 12:30	0.0711	Transverse
10/21/2023 12:00	0.0701	Vertical
10/22/2023 15:15	0.059	Vertical
10/23/2023 14:30	0.0925	Vertical
10/24/2023 13:16	0.1105	Transverse
10/25/2023 9:31	0.058	Vertical
10/26/2023 16:30	0.0878	Longitudinal
10/27/2023 15:16	0.26	Longitudinal
10/28/2023 10:31	0.0428	Vertical
10/29/2023 13:01	0.0465	Vertical
10/30/2023 12:45	0.2734	Longitudinal
10/31/2023 10:45	0.1167	Longitudinal
11/1/2023 11:59	0.0652	Longitudinal
11/2/2023 8:30	0.0534	Vertical
11/3/2023 11:02	0.431	Longitudinal
11/4/2023 13:45	0.049	Vertical
11/5/2023 15:45	0.0472	Vertical
11/6/2023 11:46	8.3144	Vertical
11/7/2023 12:59	0.0711	Longitudinal

SW Site Vibration Monitor - Maximum Daily Values		
Timestamp	Peak Particle Velocity (in./sec.)	Axis (Longitudinal/Transverse/Vertical)
11/8/2023 6:16	0.1148	Longitudinal
11/9/2023 9:32	0.0711	Transverse
11/10/2023 20:32	0.0403	Vertical
11/11/2023 10:32	0.0912	Vertical
11/12/2023 6:59	0.0366	Vertical
11/13/2023 15:45	0.1499	Longitudinal
11/14/2023 8:32	0.0636	Longitudinal
11/15/2023 9:15	0.04	Vertical
11/16/2023 9:30	0.2929	Transverse
11/17/2023 16:30	0.2842	Vertical
11/18/2023 10:30	0.0472	Vertical
11/19/2023 4:45	0.0475	Vertical
11/20/2023 8:00	0.0742	Vertical
11/21/2023 14:46	0.7128	Longitudinal
11/22/2023 12:45	0.1083	Vertical
11/23/2023 0:31	0.045	Vertical
11/24/2023 4:15	0.0462	Vertical
11/25/2023 11:15	0.0506	Vertical
11/26/2023 8:45	0.0475	Vertical
11/27/2023 8:00	0.0844	Vertical
11/28/2023 8:59	0.1387	Longitudinal
11/29/2023 7:31	0.063	Longitudinal
11/30/2023 22:59	0.0481	Vertical
12/1/2023 19:45	0.0447	Vertical
12/2/2023 17:45	0.0475	Vertical
12/3/2023 7:30	0.0487	Vertical
12/4/2023 8:45	0.0624	Vertical
12/5/2023 21:30	0.0444	Vertical
12/6/2023 16:01	0.1154	Vertical
12/7/2023 15:45	0.1033	Vertical
12/8/2023 8:59	0.0661	Transverse
12/9/2023 10:45	0.0521	Vertical
12/10/2023 22:45	0.05	Vertical
12/11/2023 10:59	0.1899	Transverse
12/12/2023 12:52	0.301	Longitudinal
12/13/2023 9:15	0.2389	Vertical
12/14/2023 9:32	0.0732	Transverse
12/15/2023 22:47	0.0416	Vertical
12/16/2023 8:02	0.0524	Vertical
12/17/2023 8:32	0.0444	Vertical
12/18/2023 9:47	0.2358	Longitudinal
12/19/2023 8:41	0.7066	Vertical
12/20/2023 9:56	0.0723	Transverse

SW Site Vibration Monitor - Maximum Daily Values		
Timestamp	Peak Particle Velocity (in./sec.)	Axis (Longitudinal/Transverse/Vertical)
12/21/2023 16:56	0.3404	Vertical
12/22/2023 8:31	0.1759	Vertical
12/23/2023 2:16	0.0599	Vertical
12/24/2023 22:00	0.0695	Vertical
12/25/2023 10:01	0.0608	Vertical
12/26/2023 16:01	0.0624	Vertical
12/27/2023 16:01	0.0906	Vertical
12/28/2023 15:45	0.2222	Vertical
12/29/2023 9:31	0.2209	Vertical
12/30/2023 14:46	0.072	Vertical
12/31/2023 17:16	0.0717	Vertical
1/1/2024 20:16	0.0568	Vertical
1/2/2024 10:59	0.1688	Vertical
1/3/2024 16:15	0.0887	Vertical
1/4/2024 16:00	0.1108	Vertical
1/5/2024 16:00	0.0912	Vertical
1/6/2024 0:30	0.0549	Vertical
1/7/2024 12:00	0.0593	Vertical
1/8/2024 16:00	0.112	Vertical
1/9/2024 16:00	0.1192	Vertical
1/10/2024 4:15	0.0583	Vertical
1/11/2024 16:01	0.0962	Vertical
1/12/2024 16:01	0.086	Vertical
1/13/2024 19:16	0.0528	Vertical
1/14/2024 7:46	0.0593	Vertical
1/15/2024 8:45	0.0614	Vertical
1/16/2024 11:16	0.2588	Vertical
1/17/2024 14:16	0.198	Vertical
1/18/2024 12:59	0.1716	Vertical
1/19/2024 14:04	0.5576	Vertical
1/20/2024 10:45	0.0695	Vertical
1/21/2024 11:15	0.059	Vertical
1/22/2024 8:29	0.8751	Longitudinal
1/23/2024 12:15	0.1353	Vertical
1/24/2024 13:47	0.2591	Vertical
1/25/2024 11:17	0.2442	Vertical
1/26/2024 10:02	0.0676	Transverse
1/27/2024 17:47	0.0537	Vertical
1/28/2024 1:02	0.0407	Transverse
1/29/2024 15:46	0.3171	Vertical
1/30/2024 15:45	0.1759	Transverse
1/31/2024 15:45	0.1195	Vertical
2/1/2024 15:46	0.0937	Longitudinal

SW Site Vibration Monitor - Maximum Daily Values		
Timestamp	Peak Particle Velocity (in./sec.)	Axis (Longitudinal/Transverse/Vertical)
2/2/2024 9:15	0.2228	Longitudinal
2/3/2024 12:00	0.0357	Transverse
2/4/2024 22:15	0.0335	Transverse
2/5/2024 8:45	0.0726	Transverse
2/6/2024 12:45	0.2445	Longitudinal
2/7/2024 9:03	0.4431	Longitudinal
2/8/2024 8:55	0.3122	Transverse
2/9/2024 14:46	0.8338	Longitudinal
2/10/2024 8:30	0.0307	Transverse
2/11/2024 22:17	0.0242	Transverse
2/12/2024 13:44	0.615	Longitudinal
2/13/2024 11:17	0.2299	Longitudinal
2/14/2024 8:17	0.0438	Longitudinal
2/15/2024 9:32	0.0596	Longitudinal
2/16/2024 9:30	0.1136	Vertical
2/17/2024 0:30	0.0276	Transverse
2/18/2024 20:30	0.0273	Transverse
2/19/2024 22:30	0.0298	Longitudinal
2/20/2024 13:46	0.054	Longitudinal
2/21/2024 14:59	0.0313	Transverse
2/22/2024 10:08	0.3159	Vertical
2/23/2024 8:45	0.153	Longitudinal
2/24/2024 0:30	0.0298	Transverse
2/25/2024 18:45	0.0335	Transverse
2/26/2024 13:15	0.1415	Transverse
2/27/2024 10:00	0.0919	Vertical
2/28/2024 14:00	0.0425	Vertical
2/29/2024 8:30	0.0344	Vertical
3/1/2024 10:45	0.0264	Vertical
3/2/2024 1:16	0.0251	Transverse
3/3/2024 12:32	0.0186	Transverse
3/4/2024 12:30	0.0223	Transverse
3/5/2024 14:45	0.0543	Longitudinal
3/6/2024 12:30	3.1028	Longitudinal
3/7/2024 12:02	0.3181	Longitudinal
3/8/2024 12:10	8.5322	Transverse
3/9/2024 15:30	0.0493	Transverse
3/10/2024 22:45	0.0531	Transverse
3/11/2024 14:41	5.8952	Longitudinal
3/12/2024 11:34	5.256	Transverse
3/13/2024 10:43	3.3464	Transverse
3/18/2024 14:15	0.031	Vertical
3/19/2024 9:00	0.0465	Longitudinal

SW Site Vibration Monitor - Maximum Daily Values		
Timestamp	Peak Particle Velocity (in./sec.)	Axis (Longitudinal/Transverse/Vertical)
3/20/2024 9:00	0.1871	Vertical
3/21/2024 8:30	0.1161	Vertical
3/22/2024 11:45	0.0549	Vertical
3/23/2024 7:46	0.0223	Transverse
3/24/2024 11:45	0.0242	Transverse
3/25/2024 15:59	0.0559	Longitudinal
3/26/2024 14:32	0.2681	Transverse
3/27/2024 15:47	0.0301	Vertical
3/28/2024 11:42	0.0915	Transverse
3/29/2024 9:59	0.0531	Longitudinal
3/30/2024 14:31	0.0251	Transverse
3/31/2024 9:46	0.0217	Transverse
4/1/2024 11:59	0.0959	Transverse
4/2/2024 11:15	0.0245	Vertical
4/3/2024 10:32	0.0375	Vertical
4/4/2024 22:45	0.0413	Longitudinal
4/5/2024 11:46	0.0375	Transverse
4/6/2024 9:46	0.0217	Transverse
4/7/2024 11:30	0.0205	Transverse
4/8/2024 14:31	0.0282	Transverse
4/9/2024 7:59	0.0261	Transverse
4/10/2024 7:47	0.0407	Longitudinal
4/11/2024 9:30	0.1688	Vertical
4/12/2024 8:45	0.122	Vertical
4/13/2024 10:30	0.0192	Vertical
4/14/2024 23:45	0.0186	Transverse
4/15/2024 7:45	0.0708	Vertical
4/16/2024 15:45	0.0757	Longitudinal
4/17/2024 9:00	0.0258	Vertical
4/18/2024 11:30	0.0708	Vertical
4/19/2024 11:30	0.1257	Vertical
4/20/2024 1:45	0.0543	Vertical
4/21/2024 17:16	0.0515	Vertical
4/22/2024 7:30	0.0407	Transverse
4/23/2024 12:45	0.2358	Transverse
4/24/2024 12:46	0.049	Vertical
4/25/2024 8:45	0.0462	Longitudinal
4/26/2024 8:45	0.0639	Vertical
4/27/2024 14:46	0.0487	Vertical
4/28/2024 11:47	0.041	Vertical
4/29/2024 15:59	0.0515	Vertical
4/30/2024 16:16	0.1328	Vertical
5/1/2024 16:46	0.0562	Vertical

SW Site Vibration Monitor - Maximum Daily Values		
Timestamp	Peak Particle Velocity (in./sec.)	Axis (Longitudinal/Transverse/Vertical)
5/2/2024 13:56	0.1173	Vertical
5/3/2024 15:43	0.3026	Longitudinal
5/4/2024 1:00	0.0164	Transverse
5/5/2024 8:15	0.0174	Transverse
5/6/2024 11:45	0.2389	Vertical
5/7/2024 14:30	0.0441	Longitudinal
5/8/2024 11:00	0.1353	Vertical
5/9/2024 10:15	0.0332	Transverse
5/10/2024 9:00	0.0348	Vertical
5/11/2024 13:00	0.0168	Transverse
5/12/2024 23:00	0.0236	Transverse
5/13/2024 16:17	0.0503	Longitudinal
5/14/2024 14:30	0.1663	Vertical
5/15/2024 15:30	0.0863	Vertical
5/16/2024 14:45	0.1002	Vertical
5/17/2024 11:00	0.0524	Longitudinal
5/18/2024 2:16	0.0137	Transverse
5/19/2024 1:15	0.0146	Transverse
5/20/2024 14:30	0.0496	Vertical
5/21/2024 13:46	0.0509	Vertical
5/22/2024 8:16	0.09	Longitudinal
5/23/2024 8:13	3.414	Longitudinal
5/24/2024 10:36	2.2041	Transverse
5/25/2024 9:16	0.0295	Transverse
5/26/2024 12:15	0.0239	Transverse
5/27/2024 13:01	0.0304	Longitudinal
5/28/2024 23:30	0.1126	Transverse
5/29/2024 11:30	0.1331	Vertical
5/30/2024 2:30	0.0745	Transverse
5/31/2024 8:16	0.2023	Vertical
6/1/2024 12:45	0.0223	Transverse
6/2/2024 14:16	0.0195	Transverse
6/3/2024 9:19	0.4518	Longitudinal
6/4/2024 17:30	0.1539	Vertical
6/5/2024 10:30	0.2895	Transverse
6/6/2024 14:58	1.5357	Longitudinal
6/7/2024 13:31	0.1704	Vertical
6/8/2024 10:45	0.0124	Transverse
6/9/2024 5:45	0.0071	Longitudinal
6/10/2024 12:46	0.0261	Vertical
6/11/2024 8:46	0.0223	Transverse
6/12/2024 13:01	0.0993	Transverse
6/13/2024 14:57	0.4515	Longitudinal

SW Site Vibration Monitor - Maximum Daily Values		
Timestamp	Peak Particle Velocity (in./sec.)	Axis (Longitudinal/Transverse/Vertical)
6/14/2024 10:15	0.2427	Vertical
6/15/2024 6:16	0.0251	Transverse
6/16/2024 10:16	0.0884	Vertical
6/17/2024 10:30	0.2768	Transverse
6/18/2024 9:30	0.1111	Transverse
6/19/2024 9:15	0.0115	Vertical
6/20/2024 16:45	0.1362	Transverse
6/21/2024 9:16	0.1033	Vertical
6/22/2024 9:31	0.0149	Transverse
6/23/2024 5:30	0.0115	Transverse
6/24/2024 9:59	0.05	Vertical
6/25/2024 7:59	0.0618	Transverse
6/26/2024 9:59	0.1105	Transverse
6/27/2024 8:30	0.1884	Transverse
6/28/2024 12:46	0.2448	Longitudinal
6/29/2024 8:15	0.0084	Transverse
6/30/2024 11:59	0.0068	Vertical
7/1/2024 7:30	0.2371	Vertical
7/2/2024 13:30	0.0962	Transverse
7/3/2024 11:00	0.0512	Vertical
7/4/2024 7:59	0.0068	Transverse
7/5/2024 8:45	0.0537	Vertical
7/6/2024 5:46	0.0133	Transverse
7/7/2024 23:01	0.0065	Transverse
7/8/2024 12:45	0.036	Vertical
7/9/2024 17:45	0.0453	Vertical
7/10/2024 9:31	0.0608	Vertical
7/11/2024 8:46	0.0956	Vertical
7/12/2024 8:45	0.0832	Vertical
7/13/2024 8:45	0.0078	Transverse
7/14/2024 2:45	0.0071	Transverse
7/15/2024 9:16	0.041	Vertical
7/16/2024 9:46	0.0627	Transverse
7/17/2024 15:01	0.2154	Vertical
7/18/2024 9:59	0.0928	Vertical
7/19/2024 15:15	0.0295	Vertical
7/20/2024 15:59	0.0239	Vertical
7/21/2024 9:30	0.0102	Transverse
7/22/2024 13:00	0.0984	Vertical
7/23/2024 9:16	0.0431	Vertical
7/24/2024 9:00	0.0351	Transverse
7/25/2024 9:31	0.0202	Vertical
7/26/2024 9:16	0.0515	Vertical



SW Site Vibration Monitor - Maximum Daily Values		
Timestamp	Peak Particle Velocity (in./sec.)	Axis (Longitudinal/Transverse/Vertical)
7/27/2024 6:30	0.0065	Vertical
7/28/2024 9:16	0.005	Vertical